



PyTango Documentation

Release 9.2.1

PyTango team

January 30, 2017

1	Getting started	1
1.1	Installing	1
1.2	Compiling	2
1.3	Testing	2
2	Quick tour	3
2.1	Fundamental TANGO concepts	3
2.2	Minimum setup	3
2.3	Client	4
2.4	Server	5
3	ITango	11
4	Green mode	13
4.1	futures mode	14
4.2	gevent mode	15
5	PyTango API	19
5.1	Data types	19
5.2	Client API	25
5.3	Server API	83
5.4	Database API	130
5.5	Encoded API	154
5.6	The Utilities API	160
5.7	Exception API	164
6	How to	169
6.1	Check the default TANGO host	169
6.2	Check TANGO version	169
6.3	Report a bug	169
6.4	Test the connection to the Device and get it's current state	170
6.5	Read and write attributes	170
6.6	Execute commands	171
6.7	Execute commands with more complex types	171
6.8	Work with Groups	172
6.9	Handle errors	172
6.10	Registering devices	172
6.11	Write a server	173
6.12	Server logging	175
6.13	Multiple device classes (Python and C++) in a server	177
6.14	Create attributes dynamically	178
6.15	Create/Delete devices dynamically	179
6.16	Write a server (original API)	180

7	FAQ	189
8	PyTango Enhancement Proposals	191
8.1	TEP 1 - Device Server High Level API	191
8.2	TEP 2 - Tango database serverless	201
9	History of changes	205
9.1	Document revisions	205
9.2	Version history	208
	Python Module Index	211

Getting started

1.1 Installing

1.1.1 Linux

PyTango is available on linux as an official debian/ubuntu package:

```
$ sudo apt-get install python-pytango
```

RPM packages are also available for RHEL & CentOS:

- CentOS 6 32bits
- CentOS 6 64bits
- CentOS 7 64bits
- Fedora 23 32bits
- Fedora 23 64bits

1.1.2 PyPi

You can also install the latest version from [PyPi](#).

First, make sure you have the following packages already installed (all of them are available from the major official distribution repositories):

- [boost-python](#) (including [boost-python-dev](#))
- [numpy](#)

Then install PyTango either from pip:

```
$ pip install PyTango
```

or `easy_install`:

```
$ easy_install -U PyTango
```

1.1.3 Windows

First, make sure [Python](#) and [numpy](#) are installed.

PyTango team provides a limited set of binary PyTango distributables for Windows XP/Vista/7/8. The complete list of binaries can be downloaded from [PyPI](#).

Select the proper windows package, download it and finally execute the installation wizard.

1.2 Compiling

1.2.1 Linux

Since PyTango 9 the build system used to compile PyTango is the standard python `setuptools`.

Besides the binaries for the three dependencies mentioned above, you also need the development files for the respective libraries.

You can get the latest `.tar.gz` from [PyPI](#) or directly the latest SVN checkout:

```
$ git clone https://github.com/tango-cs/pytango.git
$ cd pytango
$ python setup.py build
$ sudo python setup.py install
```

This will install PyTango in the system python installation directory. (Since PyTango9, *ITango* has been removed to a separate project and it will not be installed with PyTango.) If you wish to install in a different directory, replace the last line with:

```
$ # private installation to your user (usually ~/.local/lib/python<X>.<Y>/site-packages)
$ python setup.py install --user

$ # or specific installation directory
$ python setup.py install --prefix=/home/homer/local
```

1.2.2 Windows

On windows, PyTango must be built using MS VC++. Since it is rarely needed and the instructions are so complicated, I have chosen to place the how-to in a separate text file. You can find it in the source package under `doc/windows_notes.txt`.

1.3 Testing

To test the installation, import `tango` and check `tango.Release.version`:

```
$ python -c "import tango; print(tango.Release.version)"
9.2.1
```

Next steps: Check out the [Quick tour](#).

Quick tour

This quick tour will guide you through the first steps on using PyTango.

2.1 Fundamental TANGO concepts

Before you begin there are some fundamental TANGO concepts you should be aware of.

Tango consists basically of a set of *devices* running somewhere on the network.

A device is identified by a unique case insensitive name in the format `<domain>/<family>/<member>`.
Examples: `LAB-01/PowerSupply/01`, `ID21/OpticsHutch/energy`.

Each device has a series of *attributes*, *pipes*, *properties* and *commands*.

An attribute is identified by a name in a device. It has a value that can be read. Some attributes can also be changed (read-write attributes). Each attribute has a well known, fixed data type.

A pipe is a kind of attribute. Unlike attributes, the pipe data type is structured (in the sense of C struct) and it is dynamic.

A property is identified by a name in a device. Usually, devices properties are used to provide a way to configure a device.

A command is also identified by a name. A command may or not receive a parameter and may or not return a value when it is executed.

Any device has **at least** a *State* and *Status* attributes and *State*, *Status* and *Init* commands. Reading the *State* or *Status* attributes has the same effect as executing the *State* or *Status* commands.

Each device has an associated *TANGO Class*. Most of the times the TANGO class has the same name as the object oriented programming class which implements it but that is not mandatory.

TANGO devices *live* inside a operating system process called *TANGO Device Server*. This server acts as a container of devices. A device server can host multiple devices of multiple TANGO classes. Devices are, therefore, only accessible when the corresponding TANGO Device Server is running.

A special TANGO device server called the *TANGO Database Server* will act as a naming service between TANGO servers and clients. This server has a known address where it can be reached. The machines that run TANGO Device Servers and/or TANGO clients, should export an environment variable called `TANGO_HOST` that points to the TANGO Database server address. Example:
`TANGO_HOST=homer.lab.eu:10000`

2.2 Minimum setup

This chapter assumes you have already installed PyTango.

To explore PyTango you should have a running Tango system. If you are working in a facility/institute that uses Tango, this has probably already been prepared for you. You need to ask your facility/institute tango contact for the TANGO_HOST variable where Tango system is running.

If you are working in an isolate machine you first need to make sure the Tango system is installed and running (see [tango how to](#)).

Most examples here connect to a device called `sys/tg_test/1` that runs in a TANGO server called `TangoTest` with the instance name `test`. This server comes with the TANGO installation. The TANGO installation also registers the `test` instance. All you have to do is start the `TangoTest` server on a console:

```
$ TangoTest test
Ready to accept request
```

Note: if you receive a message saying that the server is already running, it just means that somebody has already started the test server so you don't need to do anything.

2.3 Client

Finally you can get your hands dirty. The first thing to do is start a python console and import the `tango` module. The following example shows how to create a proxy to an existing TANGO device, how to read and write attributes and execute commands from a python console:

```
>>> import tango

>>> # create a device object
>>> test_device = tango.DeviceProxy("sys/tg_test/1")

>>> # every device has a state and status which can be checked with:
>>> print(test_device.state())
RUNNING

>>> print(test_device.status())
The device is in RUNNING state.

>>> # this device has an attribute called "long_scalar". Let's see which value it has...
>>> data = test_device.read_attribute("long_scalar")

>>> # ...PyTango provides a shortcut to do the same:
>>> data = test_device["long_scalar"]

>>> # the result of reading an attribute is a DeviceAttribute python object.
>>> # It has a member called "value" which contains the value of the attribute
>>> data.value
136

>>> # Check the complete DeviceAttribute members:
>>> print(data)
DeviceAttribute[
data_format = SCALAR
    dim_x = 1
    dim_y = 0
has_failed = False
is_empty = False
    name = 'long_scalar'
    nb_read = 1
    nb_written = 1
    quality = ATTR_VALID
r_dimension = AttributeDimension(dim_x = 1, dim_y = 0)
```



```

        time = TimeVal(tv_nsec = 0, tv_sec = 1399450183, tv_usec = 323990)
        type = DevLong
        value = 136
        w_dim_x = 1
        w_dim_y = 0
w_dimension = AttributeDimension(dim_x = 1, dim_y = 0)
        w_value = 0]

>>> # PyTango provides a handy pythonic shortcut to read the attribute value:
>>> test_device.long_scalar
136

>>> # Setting an attribute value is equally easy:
>>> test_device.write_attribute("long_scalar", 8776)

>>> # ... and a handy shortcut to do the same exists as well:
>>> test_device.long_scalar = 8776

>>> # TangoTest has a command called "DevDouble" which receives a number
>>> # as parameter and returns the same number as a result. Let's
>>> # execute this command:
>>> test_device.command_inout("DevDouble", 45.67)
45.67

>>> # PyTango provides a handy shortcut: it exports commands as device methods:
>>> test_device.DevDouble(45.67)
45.67

>>> # Introspection: check the list of attributes:
>>> test_device.get_attribute_list()
['ampli', 'boolean_scalar', 'double_scalar', '...', 'State', 'Status']

>>>

```

This is just the tip of the iceberg. Check the *DeviceProxy* for the complete API.

PyTango used to come with an integrated IPython based console called *ITango*, now moved to a separate project. It provides helpers to simplify console usage. You can use this console instead of the traditional python console. Be aware, though, that many of the *tricks* you can do in an *ITango* console cannot be done in a python program.

2.4 Server

Since PyTango 8.1 it has become much easier to program a Tango device server. PyTango provides some helpers that allow developers to simplify the programming of a Tango device server.

Before creating a server you need to decide:

1. The name of the device server (example: *PowerSupplyDS*). This will be the mandatory name of your python file.
2. The Tango Class name of your device (example: *PowerSupply*). In our example we will use the same name as the python class name.
3. the list of attributes of the device, their data type, access (read-only vs read-write), data_format (scalar, 1D, 2D)
4. the list of commands, their parameters and their result

In our example we will write a fake power supply device server. The server will be called *PowerSupplyDS*. There will be a class called *PowerSupply* which will have attributes:

- *voltage* (scalar, read-only, numeric)

- *current* (scalar, read_write, numeric, expert mode)
- *noise* (2D, read-only, numeric)

pipes:

- *info* (read-only)

commands:

- *TurnOn* (argument: None, result: None)
- *TurnOff* (argument: None, result: None)
- *Ramp* (param: scalar, numeric; result: bool)

properties:

- *host* (string representing the host name of the actual power supply)
- *port* (port number in the host with default value = 9788)

Here is the code for the `PowerSupplyDS.py`

```
1  #!/usr/bin/env python
2  # -*- coding: utf-8 -*-
3
4  """Demo power supply tango device server"""
5
6  import time
7  import numpy
8
9  from tango import AttrQuality, AttrWriteType, DispLevel, DevState, DebugIt
10 from tango.server import Device, attribute, command, pipe, device_property
11
12
13 class PowerSupply(Device):
14
15     voltage = attribute(label="Voltage", dtype=float,
16                        display_level=DispLevel.OPERATOR,
17                        access=AttrWriteType.READ,
18                        unit="V", format="8.4f",
19                        doc="the power supply voltage")
20
21     current = attribute(label="Current", dtype=float,
22                        display_level=DispLevel.EXPERT,
23                        access=AttrWriteType.READ_WRITE,
24                        unit="A", format="8.4f",
25                        min_value=0.0, max_value=8.5,
26                        min_alarm=0.1, max_alarm=8.4,
27                        min_warning=0.5, max_warning=8.0,
28                        fget="get_current",
29                        fset="set_current",
30                        doc="the power supply current")
31
32     noise = attribute(label="Noise",
33                      dtype=((int,)),
34                      max_dim_x=1024, max_dim_y=1024)
35
36     info = pipe(label='Info')
37
38     host = device_property(dtype=str)
39     port = device_property(dtype=int, default_value=9788)
40
41     def init_device(self):
42         Device.init_device(self)
43         self.__current = 0.0
```

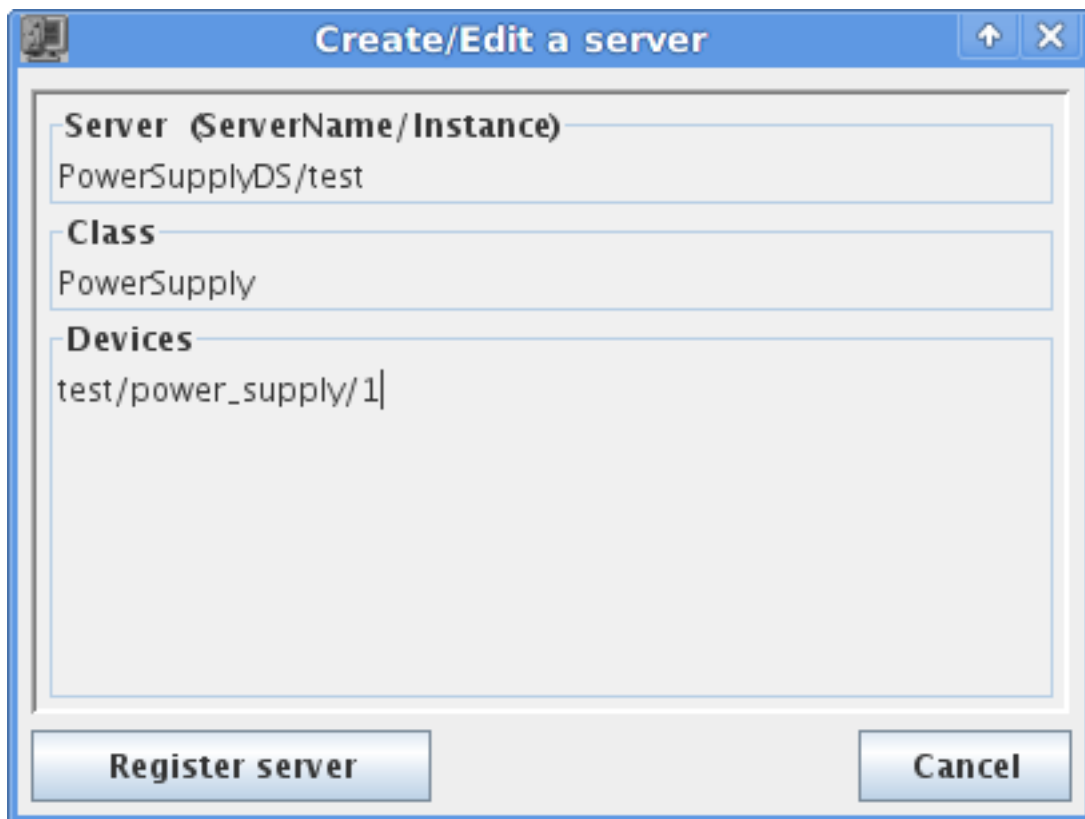
```

44     self.set_state(DevState.STANDBY)
45
46     def read_voltage(self):
47         self.info_stream("read_voltage(%s, %d)", self.host, self.port)
48         return 9.99, time.time(), AttrQuality.ATTR_WARNING
49
50     def get_current(self):
51         return self.__current
52
53     def set_current(self, current):
54         # should set the power supply current
55         self.__current = current
56
57     def read_info(self):
58         return 'Information', dict(manufacturer='Tango',
59                                   model='PS2000',
60                                   version_number=123)
61
62     @DebugIt()
63     def read_noise(self):
64         return numpy.random.random_integers(1000, size=(100, 100))
65
66     @command
67     def TurnOn(self):
68         # turn on the actual power supply here
69         self.set_state(DevState.ON)
70
71     @command
72     def TurnOff(self):
73         # turn off the actual power supply here
74         self.set_state(DevState.OFF)
75
76     @command(dtype_in=float, doc_in="Ramp target current",
77             dtype_out=bool, doc_out="True if ramping went well, "
78             "False otherwise")
79     def Ramp(self, target_current):
80         # should do the ramping
81         return True
82
83
84 if __name__ == "__main__":
85     PowerSupply.run_server()

```

Check the *high level server API* for the complete reference API. The *write a server how to* can help as well.

Before running this brand new server we need to register it in the Tango system. You can do it with Jive (*Jive->Edit->Create server*):



... or in a python script:

```
>>> import tango

>>> dev_info = tango.DbDevInfo()
>>> dev_info.server = "PowerSupplyDS/test"
>>> dev_info._class = "PowerSupply"
>>> dev_info.name = "test/power_supply/1"

>>> db = tango.Database()
>>> db.add_device(dev_info)
```

After, you can run the server on a console with:

```
$ python PowerSupplyDS.py test
Ready to accept request
```

Now you can access it from a python console:

```
>>> import tango

>>> power_supply = tango.DeviceProxy("test/power/supply/1")
>>> power_supply.state()
STANDBY

>>> power_supply.current = 2.3

>>> power_supply.current
2.3

>>> power_supply.PowerOn()
>>> power_supply.Ramp(2.1)
True

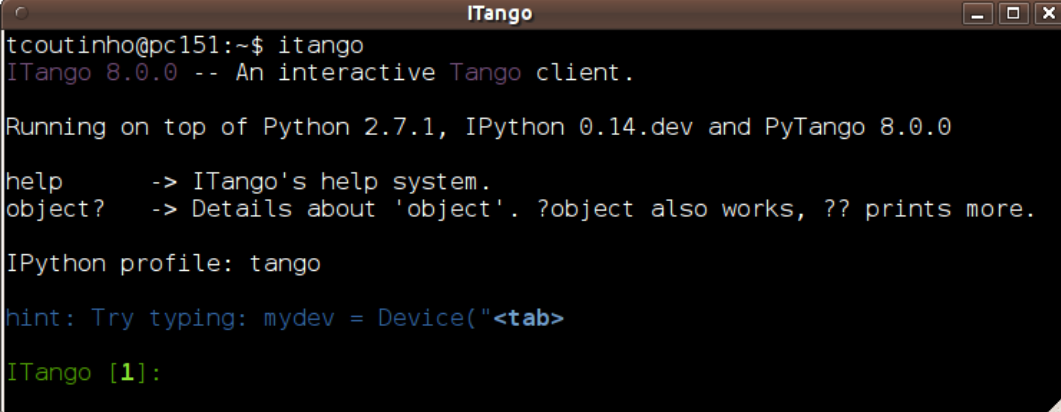
>>> power_supply.state()
```

ON

Next steps: Check out the *PyTango API*.

ITango

ITango is a PyTango CLI based on [IPython](#). It is designed to be used as an IPython profile.



```
ITango
tcoutinho@pc151:~$ itango
ITango 8.0.0 -- An interactive Tango client.

Running on top of Python 2.7.1, IPython 0.14.dev and PyTango 8.0.0

help      -> ITango's help system.
object?   -> Details about 'object'. ?object also works, ?? prints more.

IPython profile: tango

hint: Try typing: mydev = Device("<tab>

ITango [1]:
```

ITango is available since PyTango 7.1.2 and has been moved to a separate project since PyTango 9.2.0:

- [package and instructions on PyPI](#)
- [sources on GitHub](#)
- [documentation on pythonhosted](#)

Green mode

PyTango supports cooperative green Tango objects. Since version 8.1 two *green* modes have been added: Futures and Gevent.

The Futures uses the standard python module `concurrent.futures`. The Gevent mode uses the well known `gevent` library.

Currently, in version 8.1, only `DeviceProxy` has been modified to work in a green cooperative way. If the work is found to be useful, the same can be implemented in the future for `AttributeProxy`, `Database`, `Group` or even in the server side.

You can set the PyTango green mode at a global level. Set the environment variable `PYTANGO_GREEN_MODE` to either `futures` or `gevent` (case incensitive). If this environment variable is not defined the PyTango global green mode defaults to `Synchronous`.

You can also change the active global green mode at any time in your program:

```
>>> from tango import DeviceProxy, GreenMode
>>> from tango import set_green_mode, get_green_mode

>>> get_green_mode()
tango.GreenMode.Synchronous

>>> dev = DeviceProxy("sys/tg_test/1")
>>> dev.get_green_mode()
tango.GreenMode.Synchronous

>>> set_green_mode(GreenMode.Futures)
>>> get_green_mode()
tango.GreenMode.Futures

>>> dev.get_green_mode()
tango.GreenMode.Futures
```

As you can see by the example, the global green mode will affect any previously created `DeviceProxy` using the default `DeviceProxy` constructor parameters.

You can specify green mode on a `DeviceProxy` at creation time. You can also change the green mode at any time:

```
>>> from tango.futures import DeviceProxy

>>> dev = DeviceProxy("sys/tg_test/1")
>>> dev.get_green_mode()
tango.GreenMode.Futures

>>> dev.set_green_mode(GreenMode.Synchronous)
>>> dev.get_green_mode()
tango.GreenMode.Synchronous
```

4.1 futures mode

Using `concurrent.futures` cooperative mode in PyTango is relatively easy:

```
>>> from tango.futures import DeviceProxy

>>> dev = DeviceProxy("sys/tg_test/1")
>>> dev.get_green_mode()
tango.GreenMode.Futures

>>> print(dev.state())
RUNNING
```

The `tango.futures.DeviceProxy()` API is exactly the same as the standard `DeviceProxy`. The difference is in the semantics of the methods that involve synchronous network calls (constructor included) which may block the execution for a relatively big amount of time. The list of methods that have been modified to accept *futures* semantics are, on the `tango.futures.DeviceProxy()`:

- Constructor
- `state()`
- `status()`
- `read_attribute()`
- `write_attribute()`
- `write_read_attribute()`
- `read_attributes()`
- `write_attributes()`
- `ping()`

So how does this work in fact? I see no difference from using the *standard* `DeviceProxy`. Well, this is, in fact, one of the goals: be able to use a *futures* cooperation without changing the API. Behind the scenes the methods mentioned before have been modified to be able to work cooperatively.

All of the above methods have been boosted with two extra keyword arguments `wait` and `timeout` which allow to fine tune the behaviour. The `wait` parameter is by default set to `True` meaning wait for the request to finish (the default semantics when not using green mode). If `wait` is set to `True`, the `timeout` determines the maximum time to wait for the method to execute. The default is `None` which means wait forever. If `wait` is set to `False`, the `timeout` is ignored.

If `wait` is set to `True`, the result is the same as executing the *standard* method on a `DeviceProxy`. If `wait` is set to `False`, the result will be a `concurrent.futures.Future`. In this case, to get the actual value you will need to do something like:

```
>>> from tango.futures import DeviceProxy

>>> dev = DeviceProxy("sys/tg_test/1")
>>> result = dev.state(wait=False)
>>> result
<Future at 0x16cb310 state=pending>

>>> # this will be the blocking code
>>> state = result.result()
>>> print(state)
RUNNING
```

Here is another example using `read_attribute()`:

```
>>> from tango.futures import DeviceProxy

>>> dev = DeviceProxy("sys/tg_test/1")
```

```

>>> result = dev.read_attribute('wave', wait=False)
>>> result
<Future at 0x16cbe50 state=pending>

>>> dev_attr = result.result()
>>> print(dev_attr)
DeviceAttribute[
data_format = tango.AttrDataFormat.SPECTRUM
  dim_x = 256
  dim_y = 0
has_failed = False
is_empty = False
  name = 'wave'
  nb_read = 256
  nb_written = 0
  quality = tango.AttrQuality.ATTR_VALID
r_dimension = AttributeDimension(dim_x = 256, dim_y = 0)
  time = TimeVal(tv_nsec = 0, tv_sec = 1383923329, tv_usec = 451821)
  type = tango.CmdArgType.DevDouble
  value = array([-9.61260664e-01, -9.65924853e-01, -9.70294813e-01,
-9.74369212e-01, -9.78146810e-01, -9.81626455e-01,
-9.84807087e-01, -9.87687739e-01, -9.90267531e-01,
...
5.15044507e-1])
  w_dim_x = 0
  w_dim_y = 0
w_dimension = AttributeDimension(dim_x = 0, dim_y = 0)
  w_value = None]

```

4.2 gevent mode

Warning: Before using gevent mode please note that at the time of writing this documentation, *tango.gevent* requires the latest version 1.0 of gevent (which has been released the day before :-P). Also take into account that *gevent* 1.0 is *not* available on python 3. Please consider using the *Futures* mode instead.

Using *gevent* cooperative mode in PyTango is relatively easy:

```

>>> from tango.gevent import DeviceProxy

>>> dev = DeviceProxy("sys/tg_test/1")
>>> dev.get_green_mode()
tango.GreenMode.Gevent

>>> print(dev.state())
RUNNING

```

The *tango.gevent.DeviceProxy()* API is exactly the same as the standard *DeviceProxy*. The difference is in the semantics of the methods that involve synchronous network calls (constructor included) which may block the execution for a relatively big amount of time. The list of methods that have been modified to accept *gevent* semantics are, on the *tango.gevent.DeviceProxy()*:

- Constructor
- *state()*
- *status()*
- *read_attribute()*
- *write_attribute()*

- `write_read_attribute()`
- `read_attributes()`
- `write_attributes()`
- `ping()`

So how does this work in fact? I see no difference from using the *standard* `DeviceProxy`. Well, this is, in fact, one of the goals: be able to use a gevent cooperation without changing the API. Behind the scenes the methods mentioned before have been modified to be able to work cooperatively with other greenlets.

All of the above methods have been boosted with two extra keyword arguments `wait` and `timeout` which allow to fine tune the behaviour. The `wait` parameter is by default set to `True` meaning wait for the request to finish (the default semantics when not using green mode). If `wait` is set to `True`, the `timeout` determines the maximum time to wait for the method to execute. The default `timeout` is `None` which means wait forever. If `wait` is set to `False`, the `timeout` is ignored.

If `wait` is set to `True`, the result is the same as executing the *standard* method on a `DeviceProxy`. If `wait` is set to `False`, the result will be a `gevent.event.AsyncResult`. In this case, to get the actual value you will need to do something like:

```
>>> from tango.gevent import DeviceProxy

>>> dev = DeviceProxy("sys/tg_test/1")
>>> result = dev.state(wait=False)
>>> result
<gevent.event.AsyncResult at 0x1a74050>

>>> # this will be the blocking code
>>> state = result.get()
>>> print(state)
RUNNING
```

Here is another example using `read_attribute()`:

```
>>> from tango.gevent import DeviceProxy

>>> dev = DeviceProxy("sys/tg_test/1")
>>> result = dev.read_attribute('wave', wait=False)
>>> result
<gevent.event.AsyncResult at 0x1aff54e>

>>> dev_attr = result.get()
>>> print(dev_attr)
DeviceAttribute[
data_format = tango.AttrDataFormat.SPECTRUM
  dim_x = 256
  dim_y = 0
has_failed = False
  is_empty = False
  name = 'wave'
  nb_read = 256
  nb_written = 0
  quality = tango.AttrQuality.ATTR_VALID
r_dimension = AttributeDimension(dim_x = 256, dim_y = 0)
  time = TimeVal(tv_nsec = 0, tv_sec = 1383923292, tv_usec = 886720)
  type = tango.CmdArgType.DevDouble
  value = array([-9.61260664e-01, -9.65924853e-01, -9.70294813e-01,
-9.74369212e-01, -9.78146810e-01, -9.81626455e-01,
-9.84807087e-01, -9.87687739e-01, -9.90267531e-01,
...
5.15044507e-1])
w_dim_x = 0
```

```
w_dim_y = 0
w_dimension = AttributeDimension(dim_x = 0, dim_y = 0)
w_value = None]
```

Note: due to the internal workings of `gevent`, setting the `wait` flag to `True` (default) doesn't prevent other greenlets from running in *parallel*. This is, in fact, one of the major bonus of working with `gevent` when compared with `concurrent.futures`

PyTango API

This module implements the Python Tango Device API mapping.

5.1 Data types

This chapter describes the mapping of data types between Python and Tango.

Tango has more data types than Python which is more dynamic. The input and output values of the commands are translated according to the array below. Note that if PyTango is compiled with `numpy` support the `numpy` type will be used for the input arguments. Also, it is recommended to use `numpy` arrays of the appropriate type for output arguments as well, as they tend to be much more efficient.

For scalar types (SCALAR)

Tango data type	Python 2.x type	Python 3.x type (<i>New in PyTango 8.0</i>)
DEV_VOID	No data	No data
DEV_BOOLEAN	<code>bool</code>	<code>bool</code>
DEV_SHORT	<code>int</code>	<code>int</code>
DEV_LONG	<code>int</code>	<code>int</code>
DEV_LONG64	<ul style="list-style-type: none"> <code>long</code> (on a 32 bits computer) <code>int</code> (on a 64 bits computer) 	<code>int</code>
DEV_FLOAT	<code>float</code>	<code>float</code>
DEV_DOUBLE	<code>float</code>	<code>float</code>
DEV_USHORT	<code>int</code>	<code>int</code>
DEV_ULONG	<code>int</code>	<code>int</code>
DEV_ULONG64	<ul style="list-style-type: none"> <code>long</code> (on a 32 bits computer) <code>int</code> (on a 64 bits computer) 	<code>int</code>
DEV_STRING	<code>str</code>	<code>str</code> (decoded with <i>latin-1</i> , aka <i>ISO-8859-1</i>)
DEV_ENCODED (<i>New in PyTango 8.0</i>)	sequence of two elements: <ol style="list-style-type: none"> <code>str</code> <code>bytes</code> (for any value of <i>extract_as</i>) 	sequence of two elements: <ol style="list-style-type: none"> <code>str</code> (decoded with <i>latin-1</i>, aka <i>ISO-8859-1</i>) <code>bytes</code> (for any value of <i>extract_as</i>, except <i>String</i>. In this case it is <code>str</code> (decoded with default python encoding <i>utf-8</i>))

For array types (SPECTRUM/IMAGE)

Tango data type	ExtractAs	Data type (Python 2.x)	Data type (Python 3.x) (<i>New in PyTango 8.0</i>)
DEVVAR_CHARARRAY	Numpy	<code>numpy.ndarray (dtype= numpy.uint8)</code>	<code>numpy.ndarray (dtype= numpy.uint8)</code>
	Bytes	<code>bytes</code> (which is in fact equal to <code>str</code>)	<code>bytes</code>
	ByteArray	<code>bytearray</code>	<code>bytearray</code>
	String	<code>str</code>	String <code>str</code> (decoded with default python encoding <i>utf-8</i> !!!)
	List	<code>list <int></code>	<code>list <int></code>
	Tuple	<code>tuple <int></code>	<code>tuple <int></code>
DEVVAR_SHORTARRAY or (DEV_SHORT + SPECTRUM) or (DEV_SHORT + IMAGE)	Numpy	<code>numpy.ndarray (dtype= numpy.uint16)</code>	<code>numpy.ndarray (dtype= numpy.uint16)</code>
	Bytes	<code>bytes</code> (which is in fact equal to <code>str</code>)	<code>bytes</code>
	ByteArray	<code>bytearray</code>	<code>bytearray</code>
	String	<code>str</code>	String <code>str</code> (decoded with default python encoding <i>utf-8</i> !!!)
	List	<code>list <int></code>	<code>list <int></code>

Continued on next page

Table 5.1 – continued from previous page

Tango data type	ExtractAs	Data type (Python 2.x)	Data type (Python 3.x) (<i>New in PyTango 8.0</i>)
	Tuple	tuple <int>	tuple <int>
DEVVAR_LONGARRAY or (DEV_LONG + SPECTRUM) or (DEV_LONG + IMAGE)	Numpy	numpy.ndarray (dtype= numpy.uint32)	numpy.ndarray (dtype= numpy.uint32)
	Bytes	bytes (which is in fact equal to str)	bytes
	ByteArray	bytearray	bytearray
	String	str	String str (decoded with default python encoding <i>utf-8!!!</i>)
	List	list <int>	list <int>
	Tuple	tuple <int>	tuple <int>
DEVVAR_LONG64ARRAY or (DEV_LONG64 + SPECTRUM) or (DEV_LONG64 + IMAGE)	Numpy	numpy.ndarray (dtype= numpy.uint64)	numpy.ndarray (dtype= numpy.uint64)
	Bytes	bytes (which is in fact equal to str)	bytes
	ByteArray	bytearray	bytearray
	String	str	String str (decoded with default python encoding <i>utf-8!!!</i>)
	List	list <int (64 bits) / long (32 bits)>	list <int>
	Tuple	tuple <int (64 bits) / long (32 bits)>	tuple <int>
DEVVAR_FLOATARRAY or (DEV_FLOAT + SPECTRUM) or (DEV_FLOAT + IMAGE)	Numpy	numpy.ndarray (dtype= numpy.float32)	numpy.ndarray (dtype= numpy.float32)
	Bytes	bytes (which is in fact equal to str)	bytes
	ByteArray	bytearray	bytearray
	String	str	String str (decoded with default python encoding <i>utf-8!!!</i>)
	List	list <float>	list <float>
	Tuple	tuple <float>	tuple <float>
DEVVAR_DOUBLEARRAY or (DEV_DOUBLE + SPECTRUM) or (DEV_DOUBLE + IMAGE)	Numpy	numpy.ndarray (dtype= numpy.float64)	numpy.ndarray (dtype= numpy.float64)
	Bytes	bytes (which is in fact equal to str)	bytes
	ByteArray	bytearray	bytearray
	String	str	String str (decoded with default python encoding <i>utf-8!!!</i>)
	List	list <float>	list <float>
	Tuple	tuple <float>	tuple <float>
DEVVAR_USHORTARRAY or (DEV_USHORT + SPECTRUM) or (DEV_USHORT + IMAGE)	Numpy	numpy.ndarray (dtype= numpy.uint16)	numpy.ndarray (dtype= numpy.uint16)
	Bytes	bytes (which is in fact equal to str)	bytes
	ByteArray	bytearray	bytearray

Continued on next page

Table 5.1 – continued from previous page

Tango data type	ExtractAs	Data type (Python 2.x)	Data type (Python 3.x) (<i>New in PyTango 8.0</i>)
	String	<code>str</code>	String <code>str</code> (decoded with default python encoding <i>utf-8!!!</i>)
	List	<code>list <int></code>	<code>list <int></code>
	Tuple	<code>tuple <int></code>	<code>tuple <int></code>
DEVVAR_ULONGARRAY or (DEV_ULONG + SPECTRUM) or (DEV_ULONG + IMAGE)	Numpy	<code>numpy.ndarray (dtype= numpy.uint32)</code>	<code>numpy.ndarray (dtype= numpy.uint32)</code>
	Bytes	<code>bytes (which is in fact equal to str)</code>	<code>bytes</code>
	ByteArray	<code>bytearray</code>	<code>bytearray</code>
	String	<code>str</code>	String <code>str</code> (decoded with default python encoding <i>utf-8!!!</i>)
	List	<code>list <int></code>	<code>list <int></code>
	Tuple	<code>tuple <int></code>	<code>tuple <int></code>
DEVVAR_ULONG64ARRAY or (DEV_ULONG64 + SPECTRUM) or (DEV_ULONG64 + IMAGE)	Numpy	<code>numpy.ndarray (dtype= numpy.uint64)</code>	<code>numpy.ndarray (dtype= numpy.uint64)</code>
	Bytes	<code>bytes (which is in fact equal to str)</code>	<code>bytes</code>
	ByteArray	<code>bytearray</code>	<code>bytearray</code>
	String	<code>str</code>	String <code>str</code> (decoded with default python encoding <i>utf-8!!!</i>)
	List	<code>list <int (64 bits) / long (32 bits)></code>	<code>list <int></code>
	Tuple	<code>tuple <int (64 bits) / long (32 bits)></code>	<code>tuple <int></code>
DEVVAR_STRINGARRAY or (DEV_STRING + SPECTRUM) or (DEV_STRING + IMAGE)		<code>sequence<str></code>	<code>sequence<str></code> (decoded with <i>latin-1</i> , aka <i>ISO-8859-1</i>)
DEV_LONGSTRINGARRAY		sequence of two elements: 0. <code>numpy.ndarray (dtype= numpy.int32)</code> or <code>sequence<int></code> 1. <code>sequence<str></code>	sequence of two elements: 0. <code>numpy.ndarray (dtype= numpy.int32)</code> or <code>sequence<int></code> 1. <code>sequence<str></code> (decoded with <i>latin-1</i> , aka <i>ISO-8859-1</i>)

Continued on next page

Table 5.1 – continued from previous page

Tango data type	ExtractAs	Data type (Python 2.x)	Data type (Python 3.x) (New in PyTango 8.0)
DEV_DOUBLESTRINGARRAY		sequence of two elements: 0. <code>numpy.ndarray</code> (<code>dtype=</code> <code>numpy.float64</code>) or <code>sequence<int></code> 1. <code>sequence<str></code>	sequence of two elements: 0. <code>numpy.ndarray</code> (<code>dtype=</code> <code>numpy.float64</code>) or <code>sequence<int></code> 1. <code>sequence<str></code> (decoded with <i>latin-1</i> , aka <i>ISO-8859-1</i>)

For SPECTRUM and IMAGES the actual sequence object used depends on the context where the tango data is used, and the availability of `numpy`.

1. for properties the sequence is always a `list`. Example:

```
>>> import tango
>>> db = tango.Database()
>>> s = db.get_property(["TangoSynchrotrons"])
>>> print type(s)
<type 'list'>
```

2. for attribute/command values

- `numpy.ndarray` if PyTango was compiled with `numpy` support (default) and `numpy` is installed.
- `list` otherwise

5.1.1 Pipe data types

Pipes require different data types. You can think of them as a structured type.

A pipe transports data which is called a *blob*. A *blob* consists of name and a list of fields. Each field is called *data element*. Each *data element* consists of a name and a value. *Data element* names must be unique in the same blob.

The value can be of any of the SCALAR or SPECTRUM tango data types (except `DevEnum`).

Additionally, the value can be a *blob* itself.

In PyTango, a *blob* is represented by a sequence of two elements:

- blob name (`str`)
- data is either:
 - sequence (`list`, `tuple`, or other) of data elements where each element is a `dict` with the following keys:
 - * *name* (mandatory): (`str`) data element name
 - * *value* (mandatory): data (compatible with any of the SCALAR or SPECTRUM data types except `DevEnum`). If value is to be a sub-*blob* then it should be sequence of [*blob name*, sequence of data elements] (see above)
 - * *dtype* (optional, mandatory if a `DevEncoded` is required): see *Data type equivalence*. If *dtype* key is not given, PyTango will try to find the proper tango type by inspecting the value.

- a `dict` where key is the data element name and value is the data element value (compact version)

When using the compact dictionary version note that the order of the data elements is lost. If the order is important for you, consider using `collections.OrderedDict` instead (if you have python ≥ 2.7 . If not you can use `ordereddict` backport module available on pypi). Also, in compact mode it is not possible to enforce a specific type. As a consequence, `DevEncoded` is not supported in compact mode.

The description sounds more complicated that it actually is. Here are some practical examples of what you can return in a server as a read request from a pipe:

```
import numpy as np

# plain (one level) blob showing different tango data types
# (explicitly and implicit):

PIPE0 = \
('BlobCase0',
 ({'name': 'DE1', 'value': 123,}, # converts to DevLong64
  {'name': 'DE2', 'value': np.int32(456)}, # converts to DevLong
  {'name': 'DE3', 'value': 789, 'dtype': 'int32'}, # converts to DevLong
  {'name': 'DE4', 'value': np.uint32(123)}, # converts to DevULong
  {'name': 'DE5', 'value': range(5), 'dtype': ('uint16',)}, # converts to DevVarUShortArray
  {'name': 'DE6', 'value': [1.11, 2.22], 'dtype': ('float64',)}, # converts to DevVarDoubleArray
  {'name': 'DE7', 'value': numpy.zeros((100,))}, # converts to DevVarDoubleArray
  {'name': 'DE8', 'value': True}, # converts to DevBoolean
 )
)

# similar as above but in compact version (implicit data type conversion):

PIPE1 = \
('BlobCase1', dict (DE1=123, DE2=np.int32(456), DE3=np.int32(789),
                    DE4=np.uint32(123), DE5=np.arange(5, dtype='uint16'),
                    DE6=[1.11, 2.22], DE7=numpy.zeros((100,)),
                    DE8=True)
)

# similar as above but order matters so we use an ordered dict:

import collections

data = collections.OrderedDict()
data['DE1'] = 123
data['DE2'] = np.int32(456)
data['DE3'] = np.int32(789)
data['DE4'] = np.uint32(123)
data['DE5'] = np.arange(5, dtype='uint16')
data['DE6'] = [1.11, 2.22]
data['DE7'] = numpy.zeros((100,))
data['DE8'] = True

PIPE2 = 'BlobCase2', data

# another plain blob showing string, string array and encoded data types:

PIPE3 = \
('BlobCase3',
 ({'name': 'stringDE', 'value': 'Hello'},
  {'name': 'VectorStringDE', 'value': ('bonjour', 'le', 'monde')},
  {'name': 'DevEncodedDE', 'value': ('json', '"isn\'t it?")', 'dtype': 'bytes'},
 )
)
)
```


- : class:*concurrent.futures.TimeoutError* if *green_mode* is *Futures*, *wait* is *False*, *timeout* is not *None* and the time to create the device has expired.
- : class:*gevent.timeout.Timeout* if *green_mode* is *Gevent*, *wait* is *False*, *timeout* is not *None* and the time to create the device has expired.

New in version 8.1.0: *green_mode* parameter. *wait* parameter. *timeout* parameter.

add_logging_target (*self*, *target_type_target_name*) → *None*

Adds a new logging target to the device.

The *target_type_target_name* input parameter must follow the format: *target_type::target_name*. Supported target types are: *console*, *file* and *device*. For a device target, the *target_name* part of the *target_type_target_name* parameter must contain the name of a log consumer device (as defined in A.8). For a file target, *target_name* is the full path to the file to log to. If omitted, the device's name is used to build the file name (which is something like *domain_family_member.log*). Finally, the *target_name* part of the *target_type_target_name* input parameter is ignored in case of a console target and can be omitted.

Parameters

target_type_target_name (*str*) logging target

Return *None*

Throws *DevFailed* from device

New in PyTango 7.0.0

adm_name (*self*) → *str*

Return the name of the corresponding administrator device. This is useful if you need to send an administration command to the device server, e.g restart it

New in PyTango 3.0.4

alias (*self*) → *str*

Return the device alias if one is defined. Otherwise, throws exception.

Return (*str*) device alias

attribute_history (*self*, *attr_name*, *depth*, *extract_as=ExtractAs.Numpy*) → *sequence*<*DeviceAttributeHistory*>

Retrieve attribute history from the attribute polling buffer. See chapter on Advanced Feature for all details regarding polling

Parameters

attr_name (*str*) Attribute name.

depth (*int*) The wanted history depth.

extract_as (*ExtractAs*)

Return This method returns a vector of *DeviceAttributeHistory* types.

Throws *NonSupportedFeature*, *ConnectionFailed*, *CommunicationFailed*, *DevFailed* from device

attribute_list_query (*self*) → *sequence*<*AttributeInfo*>

Query the device for info on all attributes. This method returns a sequence of *tango.AttributeInfo*.

Parameters None

Return (sequence<*AttributeInfo*>) containing the attributes configuration

Throws *ConnectionFailed*, *CommunicationFailed*, *DevFailed* from device

attribute_list_query_ex (*self*) → sequence<*AttributeInfoEx*>

Query the device for info on all attributes. This method returns a sequence of *tango.AttributeInfoEx*.

Parameters None

Return (sequence<*AttributeInfoEx*>) containing the attributes configuration

Throws *ConnectionFailed*, *CommunicationFailed*, *DevFailed* from device

attribute_query (*self*, *attr_name*) → *AttributeInfoEx*

Query the device for information about a single attribute.

Parameters

attr_name (*str*) the attribute name

Return (*AttributeInfoEx*) containing the attribute configuration

Throws *ConnectionFailed*, *CommunicationFailed*, *DevFailed* from device

black_box (*self*, *n*) → sequence<*str*>

Get the last commands executed on the device server

Parameters

n *n* number of commands to get

Return (sequence<*str*>) sequence of strings containing the date, time, command and from which client computer the command was executed

Example

```
print(black_box(4))
```

command_history (*self*, *cmd_name*, *depth*) → sequence<*DeviceDataHistory*>

Retrieve command history from the command polling buffer. See chapter on Advanced Feature for all details regarding polling

Parameters

cmd_name (*str*) Command name.

depth (*int*) The wanted history depth.

Return This method returns a vector of *DeviceDataHistory* types.

Throws *NonSupportedFeature*, *ConnectionFailed*, *CommunicationFailed*, *DevFailed* from device

command_list_query (*self*) → sequence<*CommandInfo*>

Query the device for information on all commands.

Parameters None

Return (*CommandInfoList*) Sequence of *CommandInfo* objects

command_query (*self*, *command*) → *CommandInfo*

Query the device for information about a single command.

Parameters

command (*str*) command name

Return (*CommandInfo*) object

Throws *ConnectionFailed*, *CommunicationFailed*, *DevFailed* from device

Example

```
com_info = dev.command_query("DevString")
print(com_info.cmd_name)
print(com_info.cmd_tag)
print(com_info.in_type)
print(com_info.out_type)
print(com_info.in_type_desc)
print(com_info.out_type_desc)
print(com_info.disp_level)
```

See *CommandInfo* documentation string form more detail

delete_property (*self*, *value*)

Delete a the given of properties for this device. This method accepts the following types as value parameter:

- 1.string [in] - single property to be deleted
- 2.tango.DbDatum [in] - single property data to be deleted
- 3.tango.DbData [in] - several property data to be deleted
- 4.sequence<string> [in]- several property data to be deleted
- 5.sequence<DbDatum> [in] - several property data to be deleted
- 6.dict<str, obj> [in] - keys are property names to be deleted (values are ignored)
- 7.dict<str, DbDatum> [in] - several DbDatum.name are property names to be deleted (keys are ignored)

Parameters

value can be one of the following:

1. string [in] - single property data to be deleted
2. tango.DbDatum [in] - single property data to be deleted
3. tango.DbData [in] - several property data to be deleted
4. sequence<string> [in]- several property data to be deleted
5. sequence<DbDatum> [in] - several property data to be deleted
6. dict<str, obj> [in] - keys are property names to be deleted (values are ignored)
7. dict<str, DbDatum> [in] - several DbDatum.name are property names to be deleted (keys are ignored)

Return None

Throws *ConnectionFailed*, *CommunicationFailed* *DevFailed* from device (*DB_SQLError*)

description (*self*) → str

Get device description.

Parameters None

Return (str) describing the device

event_queue_size (*self, event_id*) → int

Returns the number of stored events in the event reception buffer. After every call to DeviceProxy.get_events(), the event queue size is 0. During event subscription the client must have chosen the 'pull model' for this event. event_id is the event identifier returned by the DeviceProxy.subscribe_event() method.

Parameters

event_id (int) event identifier

Return an integer with the queue size

Throws *EventSystemFailed*

New in PyTango 7.0.0

get_attribute_config (*self, name*) → AttributeInfoEx

Return the attribute configuration for a single attribute.

Parameters

name (str) attribute name

Return (*AttributeInfoEx*) Object containing the attribute information

Throws *ConnectionFailed, CommunicationFailed, DevFailed* from device

Deprecated: use get_attribute_config_ex instead

get_attribute_config (*self, names*) → AttributeInfoList

Return the attribute configuration for the list of specified attributes. To get all the attributes pass a sequence containing the constant tango::class:constants.AllAttr

Parameters

names (sequence<str>) attribute names

Return (*AttributeInfoList*) Object containing the attributes information

Throws *ConnectionFailed, CommunicationFailed, DevFailed* from device

Deprecated: use get_attribute_config_ex instead

get_attribute_config_ex (*self, name*) → AttributeInfoListEx :

Return the extended attribute configuration for a single attribute.

Parameters

name (str) attribute name

Return (*AttributeInfoEx*) Object containing the attribute information

Throws *ConnectionFailed*, *CommunicationFailed*, *DevFailed* from device

`get_attribute_config(self, names) -> AttributeInfoListEx :`

Return the extended attribute configuration for the list of specified attributes. To get all the attributes pass a sequence containing the constant `tango::class::constants.AllAttr`

Parameters

names (sequence<str>) attribute names

Return (*AttributeInfoList*) Object containing the attributes information

Throws *ConnectionFailed*, *CommunicationFailed*, *DevFailed* from device

`get_attribute_list(self) -> sequence<str>`

Return the names of all attributes implemented for this device.

Parameters None

Return sequence<str>

Throws *ConnectionFailed*, *CommunicationFailed*, *DevFailed* from device

`get_attribute_poll_period(self, attr_name) -> int`

Return the attribute polling period.

Parameters

attr_name (str) attribute name

Return polling period in milliseconds

`get_command_config(self) -> CommandInfoList`

Return the command configuration for all commands.

Return (*CommandInfoList*) Object containing the commands information

Throws *ConnectionFailed*, *CommunicationFailed*, *DevFailed* from device

`get_command_config(self, name) -> CommandInfo`

Return the command configuration for a single command.

Parameters

name (str) command name

Return (*CommandInfo*) Object containing the command information

Throws *ConnectionFailed*, *CommunicationFailed*, *DevFailed* from device

`get_command_config(self, names) -> CommandInfoList`

Return the command configuration for the list of specified commands.

Parameters

names (sequence<str>) command names

Return (CommandInfoList) Object containing the commands information

Throws *ConnectionFailed*, *CommunicationFailed*, *DevFailed* from device

get_command_list (*self*) → sequence<str>

Return the names of all commands implemented for this device.

Parameters None

Return sequence<str>

Throws *ConnectionFailed*, *CommunicationFailed*, *DevFailed* from device

get_command_poll_period (*self*, *cmd_name*) → int

Return the command polling period.

Parameters

cmd_name (str) command name

Return polling period in milliseconds

get_device_db (*self*) → Database

Returns the internal database reference

Parameters None

Return (*Database*) object

New in PyTango 7.0.0

get_events (*event_id*, *callback=None*, *extract_as=Numpy*) → None

The method extracts all waiting events from the event reception buffer.

If callback is not None, it is executed for every event. During event subscription the client must have chosen the pull model for this event. The callback will receive a parameter of type *EventData*, *AttrConfEventData* or *DataReadyEventData* depending on the type of the event (*event_type* parameter of *subscribe_event*).

If callback is None, the method extracts all waiting events from the event reception buffer. The returned *event_list* is a vector of *EventData*, *AttrConfEventData* or *DataReadyEventData* pointers, just the same data the callback would have received.

Parameters

event_id (int) is the event identifier returned by the *DeviceProxy.subscribe_event()* method.

callback (callable) Any callable object or any object with a "push_event" method.

extract_as (*ExtractAs*)

Return None

Throws *EventSystemFailed*

See Also `subscribe_event`

New in PyTango 7.0.0

get_green_mode ()

Returns the green mode in use by this DeviceProxy.

Returns the green mode in use by this DeviceProxy.

Return type *GreenMode*

See also:

tango.get_green_mode() *tango.set_green_mode()*

New in PyTango 8.1.0

get_last_event_date (*self*, *event_id*) → *TimeVal*

Returns the arrival time of the last event stored in the event reception buffer. After every call to `DeviceProxy.get_events()`, the event reception buffer is empty. In this case an exception will be returned. During event subscription the client must have chosen the 'pull model' for this event. *event_id* is the event identifier returned by the `DeviceProxy.subscribe_event()` method.

Parameters

event_id (*int*) event identifier

Return (*tango.TimeVal*) representing the arrival time

Throws *EventSystemFailed*

New in PyTango 7.0.0

get_locker (*self*, *lockinfo*) → *bool*

If the device is locked, this method returns True and sets some locker process information in the structure passed as argument. If the device is not locked, the method returns False.

Parameters

lockinfo [out] (*tango.LockInfo*) object that will be filled with lock information

Return (*bool*) True if the device is locked by us. Otherwise, False

New in PyTango 7.0.0

get_logging_level (*self*) → *int*

Returns the current device's logging level, where:

- 0=OFF
- 1=FATAL
- 2=ERROR
- 3=WARNING
- 4=INFO
- 5=DEBUG

:Parameters:None **:Return:** (*int*) representing the current logging level

New in PyTango 7.0.0

get_logging_target (*self*) → *sequence<str>*

Returns a sequence of string containing the current device's logging targets. Each vector element has the following format: target_type::target_name. An empty sequence is returned if the device has no logging targets.

Parameters None

Return a sequence<str> with the logging targets

New in PyTango 7.0.0

get_pipe_config (*self*) → PipeInfoList

Return the pipe configuration for all pipes.

Return (PipeInfoList) Object containing the pipes information

Throws *ConnectionFailed*, *CommunicationFailed*, *DevFailed* from device

get_pipe_config(*self*, *name*) -> PipeInfo

Return the pipe configuration for a single pipe.

Parameters

name (str) pipe name

Return (PipeInfo) Object containing the pipe information

Throws *ConnectionFailed*, *CommunicationFailed*, *DevFailed* from device

get_pipe_config(*self*, *names*) -> PipeInfoList

Return the pipe configuration for the list of specified pipes. To get all the pipes pass a sequence containing the constant tango::class:constants.AllPipe

Parameters

names (sequence<str>) pipe names

Return (PipeInfoList) Object containing the pipes information

Throws *ConnectionFailed*, *CommunicationFailed*, *DevFailed* from device

New in PyTango 9.2.0

get_property (*propname*, *value=None*) → tango.DbData

Get a (list) property(ies) for a device.

This method accepts the following types as propname parameter: 1. string [in] - single property data to be fetched 2. sequence<string> [in] - several property data to be fetched 3. tango.DbDatum [in] - single property data to be fetched 4. tango.DbData [in,out] - several property data to be fetched. 5. sequence<DbDatum> - several property data to be fetched

Note: for cases 3, 4 and 5 the 'value' parameter if given, is IGNORED.

If value is given it must be a tango.DbData that will be filled with the property values

Parameters

propname (any) property(ies) name(s)

value (`DbData`) (optional, default is `None` meaning that the method will create internally a `tango.DbData` and return it filled with the property values

Return (`DbData`) object containing the property(ies) value(s). If a `tango.DbData` is given as parameter, it returns the same object otherwise a new `tango.DbData` is returned

Throws `NonDbDevice`, `ConnectionFailed` (with database), `CommunicationFailed` (with database), `DevFailed` from database device

get_property_list (*self*, *filter*, *array=None*) → *obj*

Get the list of property names for the device. The parameter *filter* allows the user to filter the returned name list. The wildcard character is `'*'`. Only one wildcard character is allowed in the filter parameter.

Parameters

filter[in] (`str`) the filter wildcard

array[out] (sequence *obj* or `None`) (optional, default is `None`) an array to be filled with the property names. If `None` a new list will be created internally with the values.

Return the given array filled with the property names (or a new list if array is `None`)

Throws `NonDbDevice`, `WrongNameSyntax`, `ConnectionFailed` (with database), `CommunicationFailed` (with database) `DevFailed` from database device

New in PyTango 7.0.0

get_tango_lib_version (*self*) → *int*

Returns the Tango lib version number used by the remote device Otherwise, throws exception.

Return (*int*) The device Tango lib version as a 3 or 4 digits number. Possible return value are: 100,200,500,520,700,800,810,...

New in PyTango 8.1.0

import_info (*self*) → `DbDevImportInfo`

Query the device for import info from the database.

Parameters `None`

Return (`DbDevImportInfo`)

Example

```
dev_import = dev.import_info()
print(dev_import.name)
print(dev_import.exported)
print(dev_ior.ior)
print(dev_version.version)
```

All `DbDevImportInfo` fields are strings except for `exported` which is an integer”

info (*self*) → `DeviceInfo`

A method which returns information on the device

Parameters None

Return (*DeviceInfo*) object

Example

```
dev_info = dev.info()
print(dev_info.dev_class)
print(dev_info.server_id)
print(dev_info.server_host)
print(dev_info.server_version)
print(dev_info.doc_url)
print(dev_info.dev_type)
```

All DeviceInfo fields are strings except for the server_version which is an integer"

is_attribute_polled (*self, attr_name*) → bool

True if the attribute is polled.

Parameters

attr_name (*str*) attribute name

Return boolean value

is_command_polled (*self, cmd_name*) → bool

True if the command is polled.

Parameters

cmd_name (*str*) command name

Return boolean value

is_event_queue_empty (*self, event_id*) → bool

Returns true when the event reception buffer is empty. During event subscription the client must have chosen the 'pull model' for this event. *event_id* is the event identifier returned by the DeviceProxy.subscribe_event() method.

Parameters

event_id (*int*) event identifier

Return (*bool*) True if queue is empty or False otherwise

Throws *EventSystemFailed*

New in PyTango 7.0.0

is_locked (*self*) → bool

Returns True if the device is locked. Otherwise, returns False.

Parameters None

Return (*bool*) True if the device is locked. Otherwise, False

New in PyTango 7.0.0

is_locked_by_me (*self*) → bool

Returns True if the device is locked by the caller. Otherwise, returns False (device not locked or locked by someone else)

Parameters None

Return (`bool`) True if the device is locked by us. Otherwise, False

New in PyTango 7.0.0

lock (*self*, (*int*)*lock_validity*) → None

Lock a device. The *lock_validity* is the time (in seconds) the lock is kept valid after the previous lock call. A default value of 10 seconds is provided and should be fine in most cases. In case it is necessary to change the lock validity, it's not possible to ask for a validity less than a minimum value set to 2 seconds. The library provided an automatic system to periodically re lock the device until an unlock call. No code is needed to start/stop this automatic re-locking system. The locking system is re-entrant. It is then allowed to call this method on a device already locked by the same process. The locking system has the following features:

- It is impossible to lock the database device or any device server process admin device
- Destroying a locked DeviceProxy unlocks the device
- Restarting a locked device keeps the lock
- It is impossible to restart a device locked by someone else
- Restarting a server breaks the lock

A locked device is protected against the following calls when executed by another client:

- `command_inout` call except for device state and status requested via `command` and for the set of commands defined as allowed following the definition of allowed command in the Tango control access schema.
- `write_attribute` call
- `write_read_attribute` call
- `set_attribute_config` call

Parameters

lock_validity (`int`) lock validity time in seconds (optional, default value is `tango.constants.DEFAULT_LOCK_VALIDITY`)

Return None

New in PyTango 7.0.0

locking_status (*self*) → str

This method returns a plain string describing the device locking status. This string can be:

- 'Device <device name> is not locked' in case the device is not locked
- 'Device <device name> is locked by CPP or Python client with PID <pid> from host <host name>' in case the device is locked by a CPP client
- 'Device <device name> is locked by JAVA client class <main class> from host <host name>' in case the device is locked by a JAVA client

Parameters None

Return a string representing the current locking status

New in PyTango 7.0.0

name (*self*) → str

Return the device name from the device itself.

pending_asynch_call (*self*) → int

Return number of device asynchronous pending requests"

New in PyTango 7.0.0

ping (*self*) → int

A method which sends a ping to the device

Parameters None

Return (int) time elapsed in microseconds

Throws exception if device is not alive

poll_attribute (*self*, *attr_name*, *period*) → None

Add an attribute to the list of polled attributes.

Parameters

attr_name (str) attribute name

period (int) polling period in milliseconds

Return None

poll_command (*self*, *cmd_name*, *period*) → None

Add a command to the list of polled commands.

Parameters

cmd_name (str) command name

period (int) polling period in milliseconds

Return None

polling_status (*self*) → sequence<str>

Return the device polling status.

Parameters None

Return (sequence<str>) One string for each polled command/attribute. Each string is multi-line string with:

- attribute/command name
- attribute/command polling period in milliseconds
- attribute/command polling ring buffer
- time needed for last attribute/command execution in milliseconds
- time since data in the ring buffer has not been updated
- delta time between the last records in the ring buffer
- exception parameters in case of the last execution failed

put_property (*self*, *value*) → None

Insert or update a list of properties for this device. This method accepts the following types as value parameter: 1. `tango.DbDatum` - single property data to be inserted 2. `tango.DbData` - several property data to be inserted 3. `sequence<DbDatum>` - several property data to be inserted 4. `dict<str, DbDatum>` - keys are property names and value has data to be inserted 5. `dict<str, seq<str>>` - keys are property names and value has data to be inserted 6. `dict<str, obj>` - keys are property names and `str(obj)` is property value

Parameters

value can be one of the following: 1. `tango.DbDatum` - single property data to be inserted 2. `tango.DbData` - several property data to be inserted 3. `sequence<DbDatum>` - several property data to be inserted 4. `dict<str, DbDatum>` - keys are property names and value has data to be inserted 5. `dict<str, seq<str>>` - keys are property names and value has data to be inserted 6. `dict<str, obj>` - keys are property names and `str(obj)` is property value

Return None

Throws `ConnectionFailed`, `CommunicationFailed` `DevFailed` from device (`DB_SQLError`)

`read_attribute` (*self*, *attr_name*, *extract_as=ExtractAs.Numpy*, *green_mode=None*, *wait=True*, *timeout=None*) → `DeviceAttribute`

Read a single attribute.

Parameters

attr_name (`str`) The name of the attribute to read.

extract_as (`ExtractAs`) Defaults to `numpy`.

green_mode (`GreenMode`) Defaults to the current `DeviceProxy GreenMode`. (see `get_green_mode()` and `set_green_mode()`).

wait (`bool`) whether or not to wait for result. If `green_mode` is `Synchronous`, this parameter is ignored as it always waits for the result. Ignored when `green_mode` is `Synchronous` (always waits).

timeout (`float`) The number of seconds to wait for the result. If `None`, then there is no limit on the wait time. Ignored when `green_mode` is `Synchronous` or `wait` is `False`.

Return (`DeviceAttribute`)

Throws `ConnectionFailed`, `CommunicationFailed`, `DevFailed` from device `TimeoutError` (`green_mode == Futures`) If the future didn't finish executing before the given timeout. `Timeout` (`green_mode == Gevent`) If the async result didn't finish executing before the given timeout.

Changed in version 7.1.4: For `DevEncoded` attributes, before it was returning a `DeviceAttribute.value` as a tuple (**format<str>**, **data<str>**) no matter what was the `extract_as` value was. Since 7.1.4, it returns a (**format<str>**, **data<buffer>**) unless `extract_as` is `String`, in which case it returns (**format<str>**, **data<str>**).

Changed in version 8.0.0: For `DevEncoded` attributes, now returns a `DeviceAttribute.value` as a tuple (**format<str>**, **data<bytes>**) unless `extract_as` is `String`, in which case it returns (**format<str>**, **data<str>**). Carefull, if using python `>= 3` `data<str>` is decoded using default python `utf-8` encoding. This means that PyTango

assumes tango DS was written encapsulating string into *utf-8* which is the default python encoding.

New in version 8.1.0: *green_mode* parameter. *wait* parameter. *timeout* parameter.

```
read_attribute_async (self, attr_name) → int
read_attribute_async (self, attr_name, callback) -> None

    Shortcut to self.read_attributes_async([attr_name], cb)
```

New in PyTango 7.0.0

```
read_attribute_reply (self, id, extract_as) → int
read_attribute_reply (self, id, timeout, extract_as) -> None

    Shortcut to self.read_attributes_reply()[0]
```

New in PyTango 7.0.0

```
read_attributes (self, attr_names, extract_as=ExtractAs.Numpy, green_mode=None,
                wait=True, timeout=None) → sequence<DeviceAttribute>
```

Read the list of specified attributes.

Parameters

attr_names (*sequence*<*str*>) A list of attributes to read.

extract_as (*ExtractAs*) Defaults to *numpy*.

green_mode (*GreenMode*) Defaults to the current *DeviceProxy GreenMode*. (see *get_green_mode()* and *set_green_mode()*).

wait (*bool*) whether or not to wait for result. If *green_mode* is *Synchronous*, this parameter is ignored as it always waits for the result. Ignored when *green_mode* is *Synchronous* (always waits).

timeout (*float*) The number of seconds to wait for the result. If *None*, then there is no limit on the wait time. Ignored when *green_mode* is *Synchronous* or *wait* is *False*.

Return (*sequence*<*DeviceAttribute*>)

Throws *ConnectionFailed*, *CommunicationFailed*, *DevFailed* from device *TimeoutError* (*green_mode* == *Futures*) If the future didn't finish executing before the given timeout. *Timeout* (*green_mode* == *Gevent*) If the async result didn't finish executing before the given timeout.

New in version 8.1.0: *green_mode* parameter. *wait* parameter. *timeout* parameter.

```
read_attributes_async (self, attr_names) → int

    Read asynchronously (polling model) the list of specified attributes.
```

Parameters

attr_names (*sequence*<*str*>) A list of attributes to read. It should be a *StdStringVector* or a sequence of *str*.

Return an asynchronous call identifier which is needed to get attributes value.

Throws *ConnectionFailed*

New in PyTango 7.0.0

read_attributes_async (*self*, *attr_names*, *callback*, *extract_as=Numpy*) -> None

Read asynchronously (push model) an attribute list.

Parameters

attr_names (sequence<str>) A list of attributes to read. See `read_attributes`.

callback (callable) This callback object should be an instance of a user class with an `attr_read()` method. It can also be any callable object.

extract_as (ExtractAs) Defaults to `numpy`.

Return None

Throws *ConnectionFailed*

New in PyTango 7.0.0

Important: by default, TANGO is initialized with the **polling** model. If you want to use the **push** model (the one with the callback parameter), you need to change the global TANGO model to `PUSH_CALLBACK`. You can do this with the `tango.ApiUtil.set_async_cb_sub_model()`

read_attributes_reply (*self*, *id*, *extract_as=ExtractAs.Numpy*) → DeviceAttribute

Check if the answer of an asynchronous `read_attribute` is arrived (polling model).

Parameters

id (*int*) is the asynchronous call identifier.

extract_as (ExtractAs)

Return If the reply is arrived and if it is a valid reply, it is returned to the caller in a list of DeviceAttribute. If the reply is an exception, it is re-thrown by this call. An exception is also thrown in case of the reply is not yet arrived.

Throws *AsynCall*, *AsynReplyNotArrived*, *ConnectionFailed*, *CommunicationFailed*, *DevFailed* from device

New in PyTango 7.0.0

read_attributes_reply (*self*, *id*, *timeout*, *extract_as=ExtractAs.Numpy*) -> DeviceAttribute

Check if the answer of an asynchronous `read_attributes` is arrived (polling model).

Parameters

id (*int*) is the asynchronous call identifier.

timeout (*int*)

extract_as (ExtractAs)

Return If the reply is arrived and if it is a valid reply, it is returned to the caller in a list of DeviceAttribute. If the reply is an exception, it is re-thrown by this call. If the reply is not yet arrived, the call will wait (blocking the process) for the time specified in `timeout`. If after `timeout` milliseconds, the reply is still not there, an exception is thrown. If `timeout` is set to 0, the call waits until the reply arrived.

Throws *AsyncCall*, *AsyncReplyNotArrived*, *ConnectionFailed*, *CommunicationFailed*, *DevFailed* from device

New in PyTango 7.0.0

read_pipe (*self*, *pipe_name*, *extract_as*=*ExtractAs.Numpy*, *green_mode*=*None*, *wait*=*True*, *timeout*=*None*) → tuple

Read a single pipe. The result is a *blob*: a tuple with two elements: blob name (string) and blob data (sequence). The blob data consists of a sequence where each element is a dictionary with the following keys:

- name: blob element name
- dtype: tango data type
- value: blob element data (str for DevString, etc)

In case dtype is *DevPipeBlob*, value is again a *blob*.

Parameters

pipe_name (*str*) The name of the pipe to read.

extract_as (*ExtractAs*) Defaults to *numpy*.

green_mode (*GreenMode*) Defaults to the current *DeviceProxy* *GreenMode*. (see *get_green_mode()* and *set_green_mode()*).

wait (*bool*) whether or not to wait for result. If *green_mode* is *Synchronous*, this parameter is ignored as it always waits for the result. Ignored when *green_mode* is *Synchronous* (always waits).

timeout (*float*) The number of seconds to wait for the result. If *None*, then there is no limit on the wait time. Ignored when *green_mode* is *Synchronous* or *wait* is *False*.

Return tuple<str, sequence>

Throws *ConnectionFailed*, *CommunicationFailed*, *DevFailed* from device *TimeoutError* (*green_mode* == *Futures*) If the future didn't finish executing before the given timeout. *Timeout* (*green_mode* == *Gevent*) If the async result didn't finish executing before the given timeout.

New in PyTango 9.2.0

remove_logging_target (*self*, *target_type_target_name*) → None

Removes a logging target from the device's target list.

The *target_type_target_name* input parameter must follow the format: *target_type::target_name*. Supported target types are: *console*, *file* and *device*. For a device target, the *target_name* part of the *target_type_target_name* parameter must contain the name of a log consumer device (as defined in). For a file target, *target_name* is the full path to the file to remove. If omitted, the default log file is removed. Finally, the *target_name* part of the *target_type_target_name* input parameter is ignored in case of a console target and can be omitted. If *target_name* is set to *'*'*, all targets of the specified *target_type* are removed.

Parameters

target_type_target_name (*str*) logging target

Return None

New in PyTango 7.0.0

set_attribute_config (*self*, *attr_info*) → None

Change the attribute configuration for the specified attribute

Parameters

attr_info (*AttributeInfo*) attribute information

Return None

Throws *ConnectionFailed*, *CommunicationFailed*, *DevFailed* from device

set_attribute_config(self, attr_info_ex) -> None

Change the extended attribute configuration for the specified attribute

Parameters

attr_info_ex (*AttributeInfoEx*) extended attribute information

Return None

Throws *ConnectionFailed*, *CommunicationFailed*, *DevFailed* from device

set_attribute_config(self, attr_info) -> None

Change the attributes configuration for the specified attributes

Parameters

attr_info (sequence<*AttributeInfo*>) attributes information

Return None

Throws *ConnectionFailed*, *CommunicationFailed*, *DevFailed* from device

set_attribute_config(self, attr_info_ex) -> None

Change the extended attributes configuration for the specified attributes

Parameters

attr_info_ex (sequence<*AttributeInfoListEx*>) extended attributes information

Return None

Throws *ConnectionFailed*, *CommunicationFailed*, *DevFailed* from device

set_green_mode (*green_mode=*None)

Sets the green mode to be used by this DeviceProxy Setting it to None means use the global PyTango green mode (see *tango.get_green_mode()*).

Parameters **green_mode** (*GreenMode*) – the new green mode

New in PyTango 8.1.0

set_logging_level (*self*, (*int*)*level*) → None

Changes the device's logging level, where:

- 0=OFF
- 1=FATAL
- 2=ERROR

- 3=WARNING
- 4=INFO
- 5=DEBUG

Parameters

level (`int`) logging level

Return None

New in PyTango 7.0.0

set_pipe_config (*self*, *pipe_info*) → None

Change the pipe configuration for the specified pipe

Parameters

pipe_info (`PipeInfo`) pipe information

Return None

Throws `ConnectionFailed`, `CommunicationFailed`, `DevFailed` from device

set_pipe_config(self, pipe_info) -> None

Change the pipes configuration for the specified pipes

Parameters

pipe_info (sequence<`PipeInfo`>) pipes information

Return None

Throws `ConnectionFailed`, `CommunicationFailed`, `DevFailed` from device

state (*self*) → `DevState`

A method which returns the state of the device.

Parameters None

Return (`DevState`) constant

Example

```
dev_st = dev.state()
if dev_st == DevState.ON : ...
```

status (*self*) → `str`

A method which returns the status of the device as a string.

Parameters None

Return (`str`) describing the device status

stop_poll_attribute (*self*, *attr_name*) → None

Remove an attribute from the list of polled attributes.

Parameters

attr_name (`str`) attribute name

Return None

stop_poll_command (*self*, *cmd_name*) → None

Remove a command from the list of polled commands.

Parameters

cmd_name (*str*) command name

Return None

subscribe_event (*self*, *attr_name*, *event*, *callback*, *filters*=[], *stateless*=False, *extract_as*=Numpy) → int

The client call to subscribe for event reception in the push model. The client implements a callback method which is triggered when the event is received. Filtering is done based on the reason specified and the event type. For example when reading the state and the reason specified is "change" the event will be fired only when the state changes. Events consist of an attribute name and the event reason. A standard set of reasons are implemented by the system, additional device specific reasons can be implemented by device servers programmers.

Parameters

attr_name (*str*) The device attribute name which will be sent as an event e.g. "current".

event_type (*EventType*) Is the event reason and must be on the enumerated values: * EventType.CHANGE_EVENT * EventType.PERIODIC_EVENT * EventType.ARCHIVE_EVENT * EventType.ATTR_CONF_EVENT * EventType.DATA_READY_EVENT * EventType.USER_EVENT

callback (*callable*) Is any callable object or an object with a callable "push_event" method.

filters (*sequence<str>*) A variable list of name,value pairs which define additional filters for events.

stateless (*bool*) When the this flag is set to false, an exception will be thrown when the event subscription encounters a problem. With the stateless flag set to true, the event subscription will always succeed, even if the corresponding device server is not running. The keep alive thread will try every 10 seconds to subscribe for the specified event. At every subscription retry, a callback is executed which contains the corresponding exception

extract_as (*ExtractAs*)

Return An event id which has to be specified when unsubscribing from this event.

Throws *EventSystemFailed*

subscribe_event(*self*, *attr_name*, *event*, *queuesize*, *filters*=[], *stateless*=False) → int

The client call to subscribe for event reception in the pull model. Instead of a *callback* method the client has to specify the size of the event reception buffer. The event reception buffer is implemented as a round robin buffer. This way the client can set-up different ways to receive events:

- Event reception buffer size = 1 : The client is interested only in the value of the last event received. All other events that have been received since the last reading are discarded.
- Event reception buffer size > 1 : The client has chosen to keep an event history of a given size. When more events arrive since the last reading, older events will be discarded.
- Event reception buffer size = ALL_EVENTS : The client buffers all received events. The buffer size is unlimited and only restricted by the available memory for the client.

All other parameters are similar to the descriptions given in the other `subscribe_event()` version.

unlock (*self*, (*bool*)*force*) → None

Unlock a device. If used, the method argument provides a back door on the locking system. If this argument is set to true, the device will be unlocked even if the caller is not the locker. This feature is provided for administration purpose and should be used very carefully. If this feature is used, the locker will receive a `DeviceUnlocked` during the next call which is normally protected by the locking Tango system.

Parameters

force (*bool*) force unlocking even if we are not the locker (optional, default value is False)

Return None

New in PyTango 7.0.0

unsubscribe_event (*self*, *event_id*) → None

Unsubscribes a client from receiving the event specified by *event_id*.

Parameters

event_id (*int*) is the event identifier returned by the `DeviceProxy::subscribe_event()`. Unlike in TangoC++ we check that the *event_id* has been subscribed in this `DeviceProxy`.

Return None

Throws *EventSystemFailed*

write_attribute (*self*, *attr_name*, *value*, *green_mode=None*, *wait=True*, *timeout=None*) → None

write_attribute (*self*, *attr_info*, *value*, *green_mode=None*, *wait=True*, *timeout=None*) → None

Write a single attribute.

Parameters

attr_name (*str*) The name of the attribute to write.

attr_info (*AttributeInfo*)

value The value. For non SCALAR attributes it may be any sequence of sequences.

green_mode (*GreenMode*) Defaults to the current `DeviceProxy GreenMode`. (see `get_green_mode()` and `set_green_mode()`).

wait (*bool*) whether or not to wait for result. If *green_mode* is *Synchronous*, this parameter is ignored as it always waits for the result. Ignored when *green_mode* is *Synchronous* (always waits).

timeout (*float*) The number of seconds to wait for the result. If *None*, then there is no limit on the wait time. Ignored when *green_mode* is *Synchronous* or *wait* is *False*.

Throws *ConnectionFailed*, *CommunicationFailed*, *DeviceUnlocked*, *DevFailed* from device *TimeoutError* (*green_mode* == *Futures*) If the future didn't finish executing before the given timeout. *Timeout* (*green_mode* == *Gevent*) If the async result didn't finish executing before the given timeout.

New in version 8.1.0: *green_mode* parameter. *wait* parameter. *timeout* parameter.

write_attribute_async (*attr_name*, *value*, *cb=None*)

`write_attributes_async(self, values) -> int write_attributes_async(self, values, callback)`
-> *None*

Shortcut to `self.write_attributes_async([attr_name, value], cb)`

New in PyTango 7.0.0

write_attribute_reply (*self*, *id*) → *None*

Check if the answer of an asynchronous `write_attribute` is arrived (polling model). If the reply is arrived and if it is a valid reply, the call returned. If the reply is an exception, it is re-thrown by this call. An exception is also thrown in case of the reply is not yet arrived.

Parameters

id (*int*) the asynchronous call identifier.

Return *None*

Throws *AsyncCall*, *AsyncReplyNotArrived*, *CommunicationFailed*, *DevFailed* from device.

New in PyTango 7.0.0

write_attribute_reply (*self*, *id*, *timeout*) -> *None*

Check if the answer of an asynchronous `write_attribute` is arrived (polling model). *id* is the asynchronous call identifier. If the reply is arrived and if it is a valid reply, the call returned. If the reply is an exception, it is re-thrown by this call. If the reply is not yet arrived, the call will wait (blocking the process) for the time specified in *timeout*. If after *timeout* milliseconds, the reply is still not there, an exception is thrown. If *timeout* is set to 0, the call waits until the reply arrived.

Parameters

id (*int*) the asynchronous call identifier.

timeout (*int*) the timeout

Return *None*

Throws *AsyncCall*, *AsyncReplyNotArrived*, *CommunicationFailed*, *DevFailed* from device.

New in PyTango 7.0.0

write_attributes (*self*, *name_val*, *green_mode=None*, *wait=True*, *timeout=None*) → *None*

Write the specified attributes.

Parameters

name_val A list of pairs (attr_name, value). See write_attribute

green_mode (*GreenMode*) Defaults to the current DeviceProxy GreenMode. (see *get_green_mode()* and *set_green_mode()*).

wait (*bool*) whether or not to wait for result. If green_mode is *Synchronous*, this parameter is ignored as it always waits for the result. Ignored when green_mode is *Synchronous* (always waits).

timeout (*float*) The number of seconds to wait for the result. If None, then there is no limit on the wait time. Ignored when green_mode is *Synchronous* or wait is False.

Throws *ConnectionFailed*, *CommunicationFailed*, *DeviceUnlocked*, *DevFailed* or *NamedDevFailedList* from device *TimeoutError* (green_mode == *Futures*) If the future didn't finish executing before the given timeout. *Timeout* (green_mode == *Event*) If the async result didn't finish executing before the given timeout.

New in version 8.1.0: *green_mode* parameter. *wait* parameter. *timeout* parameter.

write_attributes_async (*self, values*) → int

Write asynchronously (polling model) the specified attributes.

Parameters

values (*any*) See write_attributes.

Return An asynchronous call identifier which is needed to get the server reply

Throws *ConnectionFailed*

New in PyTango 7.0.0

write_attributes_async (*self, values, callback*) -> None

Write asynchronously (callback model) a single attribute.

Parameters

values (*any*) See write_attributes.

callback (*callable*) This callback object should be an instance of a user class with an attr_written() method . It can also be any callable object.

Return None

Throws *ConnectionFailed*

New in PyTango 7.0.0

Important: by default, TANGO is initialized with the **polling** model. If you want to use the **push** model (the one with the callback parameter), you need to change the global TANGO model to PUSH_CALLBACK. You can do this with the *tango.ApiUtil.set_async_cb_sub_model()*

write_attributes_reply (*self, id*) → None

Check if the answer of an asynchronous write_attributes is arrived (polling model). If the reply is arrived and if it is a valid reply, the call returned. If the reply is an exception, it is re-thrown by this call. An exception is also thrown in case of the reply is not yet arrived.

Parameters

id (*int*) the asynchronous call identifier.

Return None

Throws *AsyncCall*, *AsyncReplyNotArrived*, *CommunicationFailed*, *DevFailed* from device.

New in PyTango 7.0.0

write_attributes_reply (*self, id, timeout*) → None

Check if the answer of an asynchronous write_attributes is arrived (polling model). *id* is the asynchronous call identifier. If the reply is arrived and if it is a valid reply, the call returned. If the reply is an exception, it is re-thrown by this call. If the reply is not yet arrived, the call will wait (blocking the process) for the time specified in *timeout*. If after *timeout* milliseconds, the reply is still not there, an exception is thrown. If *timeout* is set to 0, the call waits until the reply arrived.

Parameters

id (*int*) the asynchronous call identifier.

timeout (*int*) the timeout

Return None

Throws *AsyncCall*, *AsyncReplyNotArrived*, *CommunicationFailed*, *DevFailed* from device.

New in PyTango 7.0.0

write_pipe ()
TODO

write_read_attribute (*self, attr_name, value, extract_as=ExtractAs.Numpy, green_mode=None, wait=True, timeout=None*) → DeviceAttribute

Write then read a single attribute in a single network call. By default (serialisation by device), the execution of this call in the server can't be interrupted by other clients.

Parameters see write_attribute(attr_name, value)

Return A tango.DeviceAttribute object.

Throws *ConnectionFailed*, *CommunicationFailed*, *DeviceUnlocked*, *DevFailed* from device, *WrongData* TimeoutError (*green_mode* == *Futures*) If the future didn't finish executing before the given timeout. Timeout (*green_mode* == *Gevent*) If the async result didn't finish executing before the given timeout.

New in PyTango 7.0.0

New in version 8.1.0: *green_mode* parameter. *wait* parameter. *timeout* parameter.

write_read_attributes (*self, name_val, attr_names, extract_as=ExtractAs.Numpy, green_mode=None, wait=True, timeout=None*) → DeviceAttribute

Write then read attribute(s) in a single network call. By default (serialisation by device), the execution of this call in the server can't be interrupted by other clients. On the server side, attribute(s) are first written and if no exception has been thrown during the write phase, attributes will be read.

Parameters

name_val A list of pairs (attr_name, value). See write_attribute

attr_names (sequence<str>) A list of attributes to read.

extract_as (ExtractAs) Defaults to numpy.

green_mode (GreenMode) Defaults to the current DeviceProxy GreenMode. (see *get_green_mode()* and *set_green_mode()*).

wait (bool) whether or not to wait for result. If green_mode is *Synchronous*, this parameter is ignored as it always waits for the result. Ignored when green_mode is *Synchronous* (always waits).

timeout (float) The number of seconds to wait for the result. If None, then there is no limit on the wait time. Ignored when green_mode is *Synchronous* or wait is False.

Return (sequence<DeviceAttribute>)

Throws *ConnectionFailed, CommunicationFailed, DeviceUnlocked, DevFailed* from device, *WrongData* TimeoutError (green_mode == Futures) If the future didn't finish executing before the given timeout. Timeout (green_mode == Gevent) If the async result didn't finish executing before the given timeout.

New in PyTango 9.2.0

5.2.2 AttributeProxy

class tango.**AttributeProxy** (*args, **kwargs)

AttributeProxy is the high level Tango object which provides the client with an easy-to-use interface to TANGO attributes.

To create an AttributeProxy, a complete attribute name must be set in the object constructor.

Example: att = AttributeProxy("tango/tangotest/1/long_scalar")

Note: PyTango implementation of AttributeProxy is in part a python reimplementaion of the AttributeProxy found on the C++ API.

delete_property (*self, value*) → None

Delete a the given of properties for this attribute. This method accepts the following types as value parameter:

- 1.string [in] - single property to be deleted
- 2.tango.DbDatum [in] - single property data to be deleted
- 3.tango.DbData [in] - several property data to be deleted
- 4.sequence<string> [in]- several property data to be deleted
- 5.sequence<DbDatum> [in] - several property data to be deleted
- 6.dict<str, obj> [in] - keys are property names to be deleted (values are ignored)

7. dict<str, DbDatum> [in] - several DbDatum.name are property names to be deleted (keys are ignored)

Parameters

value can be one of the following:

1. string [in] - single property data to be deleted
2. tango.DbDatum [in] - single property data to be deleted
3. tango.DbData [in] - several property data to be deleted
4. sequence<string> [in]- several property data to be deleted
5. sequence<DbDatum> [in] - several property data to be deleted
6. dict<str, obj> [in] - keys are property names to be deleted (values are ignored)
7. dict<str, DbDatum> [in] - several DbDatum.name are property names to be deleted (keys are ignored)

Return None

Throws *ConnectionFailed*, *CommunicationFailed* *DevFailed* from device (DB_SQLError)

event_queue_size (*args, **kwds)

This method is a simple way to do: self.get_device_proxy().event_queue_size(...)

For convenience, here is the documentation of DeviceProxy.event_queue_size(...):

event_queue_size(self, event_id) -> int

Returns the number of stored events in the event reception buffer. After every call to DeviceProxy.get_events(), the event queue size is 0. During event subscription the client must have chosen the 'pull model' for this event. event_id is the event identifier returned by the DeviceProxy.subscribe_event() method.

Parameters

event_id (int) event identifier

Return an integer with the queue size

Throws *EventSystemFailed*

New in PyTango 7.0.0

get_config (*args, **kwds)

This method is a simple way to do: self.get_device_proxy().get_attribute_config(self.name(), ...)

For convenience, here is the documentation of DeviceProxy.get_attribute_config(...):

get_attribute_config(self, name) -> AttributeInfoEx

Return the attribute configuration for a single attribute.

Parameters

name (str) attribute name

Return (*AttributeInfoEx*) Object containing the attribute information

Throws *ConnectionFailed*, *CommunicationFailed*,
DevFailed from device

Deprecated: use `get_attribute_config_ex` instead

`get_attribute_config(self, names) -> AttributeInfoList`

Return the attribute configuration for the list of specified attributes. To get all the attributes pass a sequence containing the constant `tango.class:constants.AllAttr`

Parameters

names (sequence<str>) attribute names

Return (*AttributeInfoList*) Object containing the attributes information

Throws *ConnectionFailed*, *CommunicationFailed*,
DevFailed from device

Deprecated: use `get_attribute_config_ex` instead

`get_device_proxy(self) -> DeviceProxy`

A method which returns the device associated to the attribute

Parameters None

Return (*DeviceProxy*)

`get_events(*args, **kwargs)`

This method is a simple way to do: `self.get_device_proxy().get_events(...)`

For convenience, here is the documentation of `DeviceProxy.get_events(...)`:

`get_events(event_id, callback=None, extract_as=Numpy) -> None`

The method extracts all waiting events from the event reception buffer.

If callback is not None, it is executed for every event. During event subscription the client must have chosen the pull model for this event. The callback will receive a parameter of type *EventData*, *AttrConfEventData* or *DataReadyEventData* depending on the type of the event (event_type parameter of `subscribe_event`).

If callback is None, the method extracts all waiting events from the event reception buffer. The returned event_list is a vector of *EventData*, *AttrConfEventData* or *DataReadyEventData* pointers, just the same data the callback would have received.

Parameters

event_id (*int*) is the event identifier returned by the `DeviceProxy.subscribe_event()` method.

callback (*callable*) Any callable object or any object with a "push_event" method.

extract_as (*ExtractAs*)

Return None

Throws *EventSystemFailed*

See Also `subscribe_event`

New in PyTango 7.0.0

`get_last_event_date (*args, **kwargs)`

This method is a simple way to do: `self.get_device_proxy().get_last_event_date(...)`

For convenience, here is the documentation of `DeviceProxy.get_last_event_date(...)`:

`get_last_event_date(self, event_id) -> TimeVal`

Returns the arrival time of the last event stored in the event reception buffer. After every call to `DeviceProxy.get_events()`, the event reception buffer is empty. In this case an exception will be returned. During event subscription the client must have chosen the 'pull model' for this event. `event_id` is the event identifier returned by the `DeviceProxy.subscribe_event()` method.

Parameters

`event_id` (`int`) event identifier

Return (`tango.TimeVal`) representing the arrival time

Throws `EventSystemFailed`

New in PyTango 7.0.0

`get_poll_period (*args, **kwargs)`

This method is a simple way to do: `self.get_device_proxy().get_attribute_poll_period(self.name(), ...)`

For convenience, here is the documentation of `DeviceProxy.get_attribute_poll_period(...)`:

`get_attribute_poll_period(self, attr_name) -> int`

Return the attribute polling period.

Parameters

`attr_name` (`str`) attribute name

Return polling period in milliseconds

`get_property (self, proptime, value) → DbData`

Get a (list) property(ies) for an attribute.

This method accepts the following types as `proptime` parameter: 1. `string` [`in`] - single property data to be fetched 2. `sequence<string>` [`in`] - several property data to be fetched 3. `tango.DbDatum` [`in`] - single property data to be fetched 4. `tango.DbData` [`in,out`] - several property data to be fetched. 5. `sequence<DbDatum>` - several property data to be fetched

Note: for cases 3, 4 and 5 the 'value' parameter if given, is IGNORED.

If value is given it must be a `tango.DbData` that will be filled with the property values

Parameters

`proptime` (`str`) property(ies) name(s)

`value` (`tango.DbData`) (optional, default is `None` meaning that the method will create internally a `tango.DbData` and return it filled with the property values

Return (`DbData`) containing the property(ies) value(s). If a `tango.DbData` is given as parameter, it returns the same object otherwise a new `tango.DbData` is returned

Throws *NonDbDevice*, *ConnectionFailed* (with database), *CommunicationFailed* (with database), *DevFailed* from database device

get_transparency_reconnection (*args, **kwargs)

This method is a simple way to do: self.get_device_proxy().get_transparency_reconnection(...)

For convenience, here is the documentation of DeviceProxy.get_transparency_reconnection(...): None

history (*args, **kwargs)

This method is a simple way to do: self.get_device_proxy().attribute_history(self.name(), ...)

For convenience, here is the documentation of DeviceProxy.attribute_history(...):

attribute_history(self, attr_name, depth, extract_as=ExtractAs.Numpy) -> sequence<DeviceAttributeHistory>

Retrieve attribute history from the attribute polling buffer. See chapter on Advanced Feature for all details regarding polling

Parameters

attr_name (str) Attribute name.

depth (int) The wanted history depth.

extract_as (ExtractAs)

Return This method returns a vector of DeviceAttributeHistory types.

Throws *NonSupportedFeature*, *ConnectionFailed*, *CommunicationFailed*, *DevFailed* from device

is_event_queue_empty (*args, **kwargs)

This method is a simple way to do: self.get_device_proxy().is_event_queue_empty(...)

For convenience, here is the documentation of DeviceProxy.is_event_queue_empty(...):

is_event_queue_empty(self, event_id) -> bool

Returns true when the event reception buffer is empty. During event subscription the client must have chosen the 'pull model' for this event. event_id is the event identifier returned by the DeviceProxy.subscribe_event() method.

Parameters

event_id (int) event identifier

Return (bool) True if queue is empty or False otherwise

Throws *EventSystemFailed*

New in PyTango 7.0.0

is_polled (*args, **kwargs)

This method is a simple way to do: self.get_device_proxy().is_attribute_polled(self.name(), ...)

For convenience, here is the documentation of DeviceProxy.is_attribute_polled(...):

is_attribute_polled(self, attr_name) -> bool

True if the attribute is polled.

Parameters**attr_name** (*str*) attribute name**Return** boolean value**name** (*self*) → *str*

Returns the attribute name

Parameters None**Return** (*str*) with the attribute name**ping** (**args, **kwargs*)**This method is a simple way to do:** `self.get_device_proxy().ping(...)`For convenience, here is the documentation of `DeviceProxy.ping(...)`:`ping(self) -> int`

A method which sends a ping to the device

Parameters None**Return** (*int*) time elapsed in microseconds**Throws** `exception` if device is not alive**poll** (**args, **kwargs*)**This method is a simple way to do:** `self.get_device_proxy().poll_attribute(self.name(), ...)`For convenience, here is the documentation of `DeviceProxy.poll_attribute(...)`:`poll_attribute(self, attr_name, period) -> None`

Add an attribute to the list of polled attributes.

Parameters**attr_name** (*str*) attribute name**period** (*int*) polling period in milliseconds**Return** None**put_property** (*self, value*) → None

Insert or update a list of properties for this attribute. This method accepts the following types as value parameter: 1. `tango.DbDatum` - single property data to be inserted 2. `tango.DbData` - several property data to be inserted 3. `sequence<DbDatum>` - several property data to be inserted 4. `dict<str, DbDatum>` - keys are property names and value has data to be inserted 5. `dict<str, seq<str>>` - keys are property names and value has data to be inserted 6. `dict<str, obj>` - keys are property names and `str(obj)` is property value

Parameters

value can be one of the following: 1. `tango.DbDatum` - single property data to be inserted 2. `tango.DbData` - several property data to be inserted 3. `sequence<DbDatum>` - several property data to be inserted 4. `dict<str, DbDatum>` - keys are property names and value has data to be inserted 5. `dict<str, seq<str>>` - keys are property names and value has data to be inserted 6. `dict<str, obj>` - keys are property names and `str(obj)` is property value

Return None

Throws *ConnectionFailed*, *CommunicationFailed* *DevFailed* from device (DB_SQLError)

read (*args, **kwargs)

This method is a simple way to do: self.get_device_proxy().read_attribute(self.name(), ...)

For convenience, here is the documentation of DeviceProxy.read_attribute(...):

```
read_attribute(self, attr_name, extract_as=ExtractAs.Numpy,
green_mode=None, wait=True, timeout=None) -> DeviceAttribute
```

Read a single attribute.

Parameters

attr_name (*str*) The name of the attribute to read.

extract_as (*ExtractAs*) Defaults to numpy.

green_mode (*GreenMode*) Defaults to the current DeviceProxy GreenMode. (see *get_green_mode()* and *set_green_mode()*).

wait (*bool*) whether or not to wait for result. If green_mode is *Synchronous*, this parameter is ignored as it always waits for the result. Ignored when green_mode is *Synchronous* (always waits).

timeout (*float*) The number of seconds to wait for the result. If None, then there is no limit on the wait time. Ignored when green_mode is *Synchronous* or wait is False.

Return (*DeviceAttribute*)

Throws *ConnectionFailed*, *CommunicationFailed*, *DevFailed* from device *TimeoutError* (green_mode == *Futures*) If the future didn't finish executing before the given timeout. *Timeout* (green_mode == *Gevent*) If the async result didn't finish executing before the given timeout.

Changed in version 7.1.4: For *DevEncoded* attributes, before it was returning a *DeviceAttribute.value* as a tuple (**format<str>**, **data<str>**) no matter what was the *extract_as* value was. Since 7.1.4, it returns a (**format<str>**, **data<buffer>**) unless *extract_as* is *String*, in which case it returns (**format<str>**, **data<str>**).

Changed in version 8.0.0: For *DevEncoded* attributes, now returns a *DeviceAttribute.value* as a tuple (**format<str>**, **data<bytes>**) unless *extract_as* is *String*, in which case it returns (**format<str>**, **data<str>**). Carefull, if using python >= 3 data<str> is decoded using default python *utf-8* encoding. This means that PyTango assumes tango DS was written encapsulating string into *utf-8* which is the default python encoding.

New in version 8.1.0: *green_mode* parameter. *wait* parameter. *timeout* parameter.

read_async (*args, **kwargs)

This method is a simple way to do: self.get_device_proxy().read_attribute_async(self.name(), ...)

For convenience, here is the documentation of DeviceProxy.read_attribute_async(...):

`read_attribute_async(self, attr_name) -> int` `read_attribute_async(self, attr_name, callback) -> None`

Shortcut to `self.read_attributes_async([attr_name], cb)`

New in PyTango 7.0.0

read_reply (*args, **kws)

This method is a simple way to do: `self.get_device_proxy().read_attribute_reply(...)`

For convenience, here is the documentation of `DeviceProxy.read_attribute_reply(...)`:

`read_attribute_reply(self, id, extract_as) -> int` `read_attribute_reply(self, id, timeout, extract_as) -> None`

Shortcut to `self.read_attributes_reply()[0]`

New in PyTango 7.0.0

set_config (*args, **kws)

This method is a simple way to do: `self.get_device_proxy().set_attribute_config(...)`

For convenience, here is the documentation of `DeviceProxy.set_attribute_config(...)`:

`set_attribute_config(self, attr_info) -> None`

Change the attribute configuration for the specified attribute

Parameters

attr_info (*AttributeInfo*) attribute information

Return None

Throws *ConnectionFailed*, *CommunicationFailed*, *DevFailed* from device

`set_attribute_config(self, attr_info_ex) -> None`

Change the extended attribute configuration for the specified attribute

Parameters

attr_info_ex (*AttributeInfoEx*) extended attribute information

Return None

Throws *ConnectionFailed*, *CommunicationFailed*, *DevFailed* from device

`set_attribute_config(self, attr_info) -> None`

Change the attributes configuration for the specified attributes

Parameters

attr_info (sequence<*AttributeInfo*>) attributes information

Return None

Throws *ConnectionFailed*, *CommunicationFailed*, *DevFailed* from device

`set_attribute_config(self, attr_info_ex) -> None`

Change the extended attributes configuration for the specified attributes

Parameters

attr_info_ex (sequence<AttributeInfoListEx>)
extended attributes information

Return None

Throws *ConnectionFailed*, *CommunicationFailed*,
DevFailed from device

set_transparency_reconnection (*args, **kwargs)

This method is a simple way to do: self.get_device_proxy().set_transparency_reconnection(...)

For convenience, here is the documentation of DeviceProxy.set_transparency_reconnection(...): None

state (*args, **kwargs)

This method is a simple way to do: self.get_device_proxy().state(...)

For convenience, here is the documentation of DeviceProxy.state(...): **state** (self) -> *DevState*

A method which returns the state of the device.

Parameters None

Return (*DevState*) constant

Example

```
dev_st = dev.state()
if dev_st == DevState.ON : ...
```

status (*args, **kwargs)

This method is a simple way to do: self.get_device_proxy().status(...)

For convenience, here is the documentation of DeviceProxy.status(...): **status** (self) -> *str*

A method which returns the status of the device as a string.

Parameters None

Return (*str*) describing the device status

stop_poll (*args, **kwargs)

This method is a simple way to do: self.get_device_proxy().stop_poll_attribute(self.name(), ...)

For convenience, here is the documentation of DeviceProxy.stop_poll_attribute(...):

stop_poll_attribute(self, attr_name) -> None

Remove an attribute from the list of polled attributes.

Parameters

attr_name (*str*) attribute name

Return None

subscribe_event (*args, **kwargs)

This method is a simple way to do: `self.get_device_proxy().subscribe_event(self.name(), ...)`

For convenience, here is the documentation of `DeviceProxy.subscribe_event(...)`:

```
subscribe_event(self, attr_name, event, callback, filters=[], stateless=False, extract_as=Numpy) -> int
```

The client call to subscribe for event reception in the push model. The client implements a callback method which is triggered when the event is received. Filtering is done based on the reason specified and the event type. For example when reading the state and the reason specified is “change” the event will be fired only when the state changes. Events consist of an attribute name and the event reason. A standard set of reasons are implemented by the system, additional device specific reasons can be implemented by device servers programmers.

Parameters

attr_name (*str*) The device attribute name which will be sent as an event e.g. “current”.

event_type (*EventType*) Is the event reason and must be on the enumerated values:

*	EventType.CHANGE_EVENT	*
*	EventType.PERIODIC_EVENT	*
EventType.ARCHIVE_EVENT	*	Event-Type.ATTR_CONF_EVENT
	*	Event-Type.DATA_READY_EVENT
	*	Event-Type.USER_EVENT

callback (*callable*) Is any callable object or an object with a callable “push_event” method.

filters (*sequence<str>*) A variable list of name,value pairs which define additional filters for events.

stateless (*bool*) When the this flag is set to false, an exception will be thrown when the event subscription encounters a problem. With the stateless flag set to true, the event subscription will always succeed, even if the corresponding device server is not running. The keep alive thread will try every 10 seconds to subscribe for the specified event. At every subscription retry, a callback is executed which contains the corresponding exception

extract_as (*ExtractAs*)

Return An event id which has to be specified when unsubscribing from this event.

Throws *EventSystemFailed*

```
subscribe_event(self, attr_name, event, queuesize, filters=[], stateless=False ) -> int
```

The client call to subscribe for event reception in the pull model. Instead of a `callback` method the client has to specify the size of the event reception buffer. The event reception buffer is implemented as

a round robin buffer. This way the client can set-up different ways to receive events:

- Event reception buffer size = 1 : The client is interested only in the value of the last event received. All other events that have been received since the last reading are discarded.
- Event reception buffer size > 1 : The client has chosen to keep an event history of a given size. When more events arrive since the last reading, older events will be discarded.
- Event reception buffer size = ALL_EVENTS : The client buffers all received events. The buffer size is unlimited and only restricted by the available memory for the client.

All other parameters are similar to the descriptions given in the other `subscribe_event()` version.

unsubscribe_event (**args, **kwargs*)

This method is a simple way to do: `self.get_device_proxy().unsubscribe_event(...)`

For convenience, here is the documentation of `DeviceProxy.unsubscribe_event(...)`:

`unsubscribe_event(self, event_id) -> None`

Unsubscribes a client from receiving the event specified by `event_id`.

Parameters

event_id (`int`) is the event identifier returned by the `DeviceProxy::subscribe_event()`. Unlike in TangoC++ we check that the `event_id` has been subscribed in this `DeviceProxy`.

Return `None`

Throws `EventSystemFailed`

write (**args, **kwargs*)

This method is a simple way to do: `self.get_device_proxy().write_attribute(self.name(), ...)`

For convenience, here is the documentation of `DeviceProxy.write_attribute(...)`:

`write_attribute(self, attr_name, value, green_mode=None, wait=True, timeout=None) -> None`
`write_attribute(self, attr_info, value, green_mode=None, wait=True, timeout=None) -> None`

Write a single attribute.

Parameters

attr_name (`str`) The name of the attribute to write.

attr_info (`AttributeInfo`)

value The value. For non SCALAR attributes it may be any sequence of sequences.

green_mode (`GreenMode`) Defaults to the current `DeviceProxy GreenMode`. (see `get_green_mode()` and `set_green_mode()`).

wait (`bool`) whether or not to wait for result. If `green_mode` is `Synchronous`, this parameter is ignored as it always waits for the result. Ignored when `green_mode` is `Synchronous` (always waits).

timeout (*float*) The number of seconds to wait for the result. If None, then there is no limit on the wait time. Ignored when *green_mode* is Synchronous or *wait* is False.

Throws *ConnectionFailed*, *CommunicationFailed*, *DeviceUnlocked*, *DevFailed* from device *TimeoutError* (*green_mode* == Futures) If the future didn't finish executing before the given timeout. *Timeout* (*green_mode* == Gevent) If the async result didn't finish executing before the given timeout.

New in version 8.1.0: *green_mode* parameter. *wait* parameter. *timeout* parameter.

write_async (**args*, ***kwargs*)

This method is a simple way to do: `self.get_device_proxy().write_attribute_async(...)`

For convenience, here is the documentation of `DeviceProxy.write_attribute_async(...)`:

`write_attributes_async(self, values) -> int`
`write_attributes_async(self, values, callback) -> None`

Shortcut to `self.write_attributes_async([attr_name, value], cb)`

New in PyTango 7.0.0

write_read (**args*, ***kwargs*)

This method is a simple way to do: `self.get_device_proxy().write_read_attribute(self.name(), ...)`

For convenience, here is the documentation of `DeviceProxy.write_read_attribute(...)`:

`write_read_attribute(self, attr_name, value, extract_as=ExtractAs.Numpy, green_mode=None, wait=True, timeout=None) -> DeviceAttribute`

Write then read a single attribute in a single network call. By default (serialisation by device), the execution of this call in the server can't be interrupted by other clients.

Parameters see `write_attribute(attr_name, value)`

Return A `tango.DeviceAttribute` object.

Throws *ConnectionFailed*, *CommunicationFailed*, *DeviceUnlocked*, *DevFailed* from device, *WrongData* *TimeoutError* (*green_mode* == Futures) If the future didn't finish executing before the given timeout. *Timeout* (*green_mode* == Gevent) If the async result didn't finish executing before the given timeout.

New in PyTango 7.0.0

New in version 8.1.0: *green_mode* parameter. *wait* parameter. *timeout* parameter.

write_reply (**args*, ***kwargs*)

This method is a simple way to do: `self.get_device_proxy().write_attribute_reply(...)`

For convenience, here is the documentation of `DeviceProxy.write_attribute_reply(...)`:

`write_attribute_reply(self, id) -> None`

Check if the answer of an asynchronous `write_attribute` is arrived (polling model). If the reply is arrived and if it is a valid

reply, the call returned. If the reply is an exception, it is re-thrown by this call. An exception is also thrown in case of the reply is not yet arrived.

Parameters

id (*int*) the asynchronous call identifier.

Return None

Throws *AsyncCall*, *AsyncReplyNotArrived*, *CommunicationFailed*, *DevFailed* from device.

New in PyTango 7.0.0

`write_attribute_reply(self, id, timeout) -> None`

Check if the answer of an asynchronous `write_attribute` is arrived (polling model). `id` is the asynchronous call identifier. If the reply is arrived and if it is a valid reply, the call returned. If the reply is an exception, it is re-thrown by this call. If the reply is not yet arrived, the call will wait (blocking the process) for the time specified in `timeout`. If after `timeout` milliseconds, the reply is still not there, an exception is thrown. If `timeout` is set to 0, the call waits until the reply arrived.

Parameters

id (*int*) the asynchronous call identifier.

timeout (*int*) the timeout

Return None

Throws *AsyncCall*, *AsyncReplyNotArrived*, *CommunicationFailed*, *DevFailed* from device.

New in PyTango 7.0.0

5.2.3 Group

Group class

class `tango.Group` (*name*)

Bases: `object`

A Tango Group represents a hierarchy of tango devices. The hierarchy may have more than one level. The main goal is to group devices with same attribute(s)/command(s) to be able to do parallel requests.

add (*self, subgroup, timeout_ms=-1*) → None

Attaches a (sub)_RealGroup.

To remove the subgroup use the `remove()` method.

Parameters

subgroup (*str*)

timeout_ms (*int*) If `timeout_ms` parameter is different from -1, the client side timeout associated to each device composing the `_RealGroup` added is set to `timeout_ms` milliseconds. If `timeout_ms` is -1, timeouts are not changed.

Return None

Throws TypeError, ArgumentError

command_inout (*self*, *cmd_name*, *forward=True*) → sequence<GroupCmdReply>

command_inout (*self*, *cmd_name*, *param*, *forward=True*) → sequence<GroupCmdReply>

command_inout (*self*, *cmd_name*, *param_list*, *forward=True*) → sequence<GroupCmdReply>

Just a shortcut to do: `self.command_inout_reply(self.command_inout_asynch(...))`

Parameters

cmd_name (*str*) Command name

param (*any*) parameter value

param_list (*tango.DeviceDataList*) sequence of parameters. When given, it's length must match the group size.

forward (*bool*) If it is set to true (the default) request is forwarded to subgroups. Otherwise, it is only applied to the local set of devices.

Return (sequence<GroupCmdReply>)

command_inout_asynch (*self*, *cmd_name*, *forget=False*, *forward=True*, *reserved=-1*) → int

command_inout_asynch (*self*, *cmd_name*, *param*, *forget=False*, *forward=True*, *reserved=-1*) → int

command_inout_asynch (*self*, *cmd_name*, *param_list*, *forget=False*, *forward=True*, *reserved=-1*) → int

Executes a Tango command on each device in the group asynchronously. The method sends the request to all devices and returns immediately. Pass the returned request id to `Group.command_inout_reply()` to obtain the results.

Parameters

cmd_name (*str*) Command name

param (*any*) parameter value

param_list (*tango.DeviceDataList*) sequence of parameters. When given, it's length must match the group size.

forget (*bool*) Fire and forget flag. If set to true, it means that no reply is expected (i.e. the caller does not care about it and will not even try to get it)

forward (*bool*) If it is set to true (the default) request is forwarded to subgroups. Otherwise, it is only applied to the local set of devices.

reserved (*int*) is reserved for internal purpose and should not be used. This parameter may disappear in a near future.

Return (*int*) request id. Pass the returned request id to `Group.command_inout_reply()` to obtain the results.

Throws

command_inout_reply (*self*, *req_id*, *timeout_ms=0*) → sequence<GroupCmdReply>

Returns the results of an asynchronous command.

Parameters

req_id (*int*) Is a request identifier previously returned by one of the `command_inout_async` methods

timeout_ms (*int*) For each device in the hierarchy, if the command result is not yet available, `command_inout_reply` wait `timeout_ms` milliseconds before throwing an exception. This exception will be part of the global reply. If `timeout_ms` is set to 0, `command_inout_reply` waits "indefinitely".

Return (sequence<*GroupCmdReply*>)

Throws

contains (*self*, *pattern*, *forward=True*) → bool

Parameters

pattern (*str*) The pattern can be a fully qualified or simple group name, a device name or a device name pattern.

forward (*bool*) If `fwd` is set to true (the default), the remove request is also forwarded to subgroups. Otherwise, it is only applied to the local set of elements.

Return (*bool*) Returns true if the hierarchy contains groups and/or devices which name matches the specified pattern. Returns false otherwise.

Throws

disable (**args*, ***kws*)

Disables a group or a device element in a group.

enable (**args*, ***kws*)

Enables a group or a device element in a group.

get_device_list (*self*, *forward=True*) → sequence<*str*>

Considering the following hierarchy:

```
g2.add("my/device/04")
g2.add("my/device/05")

g4.add("my/device/08")
g4.add("my/device/09")

g3.add("my/device/06")
g3.add(g4)
g3.add("my/device/07")

g1.add("my/device/01")
g1.add(g2)
g1.add("my/device/03")
g1.add(g3)
g1.add("my/device/02")
```

The returned vector content depends on the value of the `forward` option. If set to true, the results will be organized as follows:

```
d1 = g1.get_device_list(True)

d1[0] contains "my/device/01" which belongs to g1
d1[1] contains "my/device/04" which belongs to g1.g2
d1[2] contains "my/device/05" which belongs to g1.g2
```

```
dl[3] contains "my/device/03" which belongs to g1
dl[4] contains "my/device/06" which belongs to g1.g3
dl[5] contains "my/device/08" which belongs to g1.g3.g4
dl[6] contains "my/device/09" which belongs to g1.g3.g4
dl[7] contains "my/device/07" which belongs to g1.g3
dl[8] contains "my/device/02" which belongs to g1
```

If the forward option is set to false, the results are:

```
dl = g1.get_device_list(False);

dl[0] contains "my/device/01" which belongs to g1
dl[1] contains "my/device/03" which belongs to g1
dl[2] contains "my/device/02" which belongs to g1
```

Parameters

forward (`bool`) If it is set to true (the default), the request is forwarded to sub-groups. Otherwise, it is only applied to the local set of devices.

Return (sequence<`str`>) The list of devices currently in the hierarchy.

Throws

get_fully_qualified_name (**args, **kws*)

Get the complete (dpt-separated) name of the group. This takes into consideration the name of the group and its parents.

get_name (**args, **kws*)

Get the name of the group. Eg: Group('name').get_name() == 'name'

get_size (*self, forward=True*) → int

Parameters

forward (`bool`) If it is set to true (the default), the request is forwarded to sub-groups.

Return (`int`) The number of the devices in the hierarchy

Throws

is_enabled (**args, **kws*)

Check if a group is enabled. *New in PyTango 7.0.0*

name_equals (**args, **kws*)

New in PyTango 7.0.0

name_matches (**args, **kws*)

New in PyTango 7.0.0

ping (*self, forward=True*) → bool

Ping all devices in a group.

Parameters

forward (`bool`) If fwd is set to true (the default), the request is also forwarded to subgroups. Otherwise, it is only applied to the local set of devices.

Return (`bool`) This method returns true if all devices in the group are alive, false otherwise.

Throws

read_attribute (*self*, *attr_name*, *forward=True*) → sequence<GroupAttrReply>

Just a shortcut to do: `self.read_attribute_reply(self.read_attribute_async(...))`

read_attribute_async (*self*, *attr_name*, *forward=True*, *reserved=-1*) → int

Reads an attribute on each device in the group asynchronously. The method sends the request to all devices and returns immediately.

Parameters

attr_name (*str*) Name of the attribute to read.

forward (*bool*) If it is set to true (the default) request is forwarded to subgroups. Otherwise, it is only applied to the local set of devices.

reserved (*int*) is reserved for internal purpose and should not be used. This parameter may disappear in a near future.

Return (*int*) request id. Pass the returned request id to `Group.read_attribute_reply()` to obtain the results.

Throws

read_attribute_reply (*self*, *req_id*, *timeout_ms=0*) → sequence<GroupAttrReply>

Returns the results of an asynchronous attribute reading.

Parameters

req_id (*int*) a request identifier previously returned by `read_attribute_async`.

timeout_ms (*int*) For each device in the hierarchy, if the attribute value is not yet available, `read_attribute_reply` wait `timeout_ms` milliseconds before throwing an exception. This exception will be part of the global reply. If `timeout_ms` is set to 0, `read_attribute_reply` waits “indefinitely”.

Return (sequence<*GroupAttrReply*>)

Throws

read_attributes (*self*, *attr_names*, *forward=True*) → sequence<GroupAttrReply>

Just a shortcut to do: `self.read_attributes_reply(self.read_attributes_async(...))`

read_attributes_async (*self*, *attr_names*, *forward=True*, *reserved=-1*) → int

Reads the attributes on each device in the group asynchronously. The method sends the request to all devices and returns immediately.

Parameters

attr_names (sequence<*str*>) Name of the attributes to read.

forward (*bool*) If it is set to true (the default) request is forwarded to subgroups. Otherwise, it is only applied to the local set of devices.

reserved (*int*) is reserved for internal purpose and should not be used. This parameter may disappear in a near future.

Return (*int*) request id. Pass the returned request id to `Group.read_attributes_reply()` to obtain the results.

Throws

read_attributes_reply (*self*, *req_id*, *timeout_ms=0*) → sequence<GroupAttrReply>

Returns the results of an asynchronous attribute reading.

Parameters

req_id (*int*) a request identifier previously returned by `read_attribute_async`.

timeout_ms (*int*) For each device in the hierarchy, if the attribute value is not yet available, `read_attribute_reply` ait `timeout_ms` milliseconds before throwing an exception. This exception will be part of the global reply. If `timeout_ms` is set to 0, `read_attributes_reply` waits “indefinitely”.

Return (sequence<GroupAttrReply>)

Throws

remove_all (*self*) → None

Removes all elements in the `_RealGroup`. After such a call, the `_RealGroup` is empty.

set_timeout_millis (*self*, *timeout_ms*) → bool

Set client side timeout for all devices composing the group in milliseconds. Any method which takes longer than this time to execute will throw an exception.

Parameters

timeout_ms (*int*)

Return None

Throws (errors are ignored)

New in PyTango 7.0.0

write_attribute (*self*, *attr_name*, *value*, *forward=True*, *multi=False*) → sequence<GroupReply>

Just a shortcut to do: `self.write_attribute_reply(self.write_attribute_async(...))`

write_attribute_async (*self*, *attr_name*, *value*, *forward=True*, *multi=False*) → int

Writes an attribute on each device in the group asynchronously. The method sends the request to all devices and returns immediately.

Parameters

attr_name (*str*) Name of the attribute to write.

value (*any*) Value to write. See `DeviceProxy.write_attribute`

forward (*bool*) If it is set to true (the default) request is forwarded to subgroups. Otherwise, it is only applied to the local set of devices.

multi (*bool*) If it is set to false (the default), the same value is applied to all devices in the group. Otherwise the value is interpreted as a sequence of values, and each value is applied to the corresponding device in the group. In this case `len(value)` must be equal to `group.get_size()`!

Return (*int*) request id. Pass the returned request id to `Group.write_attribute_reply()` to obtain the acknowledgements.

Throws

write_attribute_reply (*self*, *req_id*, *timeout_ms=0*) → sequence<GroupReply>

Returns the acknowledgements of an asynchronous attribute writing.

Parameters

req_id (*int*) a request identifier previously returned by `write_attribute_async`.

timeout_ms (*int*) For each device in the hierarchy, if the acknowledgment is not yet available, `write_attribute_reply` wait `timeout_ms` milliseconds before throwing an exception. This exception will be part of the global reply. If `timeout_ms` is set to 0, `write_attribute_reply` waits “indefinitely”.

Return (sequence<GroupReply>)

Throws

GroupReply classes

Group member functions do not return the same as their DeviceProxy counterparts, but objects that contain them. This is:

- *write attribute* family returns `tango.GroupReplyList`
- *read attribute* family returns `tango.GroupAttrReplyList`
- *command inout* family returns `tango.GroupCmdReplyList`

The Group*ReplyList objects are just list-like objects containing `GroupReply`, `GroupAttrReply` and `GroupCmdReply` elements that will be described now.

Note also that `GroupReply` is the base of `GroupCmdReply` and `GroupAttrReply`.

class `tango.GroupReply`

This is the base class for the result of an operation on a PyTangoGroup, being it a write attribute, read attribute, or command inout operation.

It has some trivial common operations:

- `has_failed(self)` -> bool
- `group_element_enabled(self)` ->bool
- `dev_name(self)` -> str
- `obj_name(self)` -> str
- `get_err_stack(self)` -> DevErrorList

class `tango.GroupAttrReply`

get_data (*self*, *extract_as=ExtractAs.Numpy*) → DeviceAttribute

Get the DeviceAttribute.

Parameters

extract_as (ExtractAs)

Return (*DeviceAttribute*) Whatever is stored there, or None.

class `tango.GroupCmdReply`

get_data (*self*) → any

Get the actual value stored in the GroupCmdRply, the command output value. It's the same as `self.get_data_raw().extract()`

Parameters None

Return (any) Whatever is stored there, or None.

`get_data_raw(self)` → any

Get the DeviceData containing the output parameter of the command.

Parameters None

Return (*DeviceData*) Whatever is stored there, or None.

5.2.4 Green API

Summary:

- `tango.get_green_mode()`
- `tango.set_green_mode()`
- `tango.futures.DeviceProxy()`
- `tango.gevent.DeviceProxy()`

`tango.get_green_mode()`

Returns the current global default PyTango green mode.

Returns the current global default PyTango green mode

Return type *GreenMode*

`tango.set_green_mode(green_mode=None)`

Sets the global default PyTango green mode.

Advice: Use only in your final application. Don't use this in a python library in order not to interfere with the behavior of other libraries and/or application where your library is being.

Parameters **green_mode** (*GreenMode*) – the new global default PyTango green mode

`tango.futures.DeviceProxy(self, dev_name, wait=True, timeout=True)` → *DeviceProxy*

`DeviceProxy(self, dev_name, need_check_acc, wait=True, timeout=True)` -> *DeviceProxy*

Creates a *futures* enabled *DeviceProxy*.

The *DeviceProxy* constructor internally makes some network calls which makes it *slow*. By using the *futures green mode* you are allowing other python code to be executed in a cooperative way.

Note: The `timeout` parameter has no relation with the tango device client side timeout (gettable by `get_timeout_millis()` and settable through `set_timeout_millis()`)

Parameters

- **dev_name** (*str*) – the device name or alias
- **need_check_acc** (*bool*) – in first version of the function it defaults to True. Determines if at creation time of *DeviceProxy* it should check for channel access (rarely used)
- **wait** (*bool*) – whether or not to wait for result of creating a *DeviceProxy*.
- **timeout** (*float*) – The number of seconds to wait for the result. If None, then there is no limit on the wait time. Ignored when `wait` is False.

Returns

if wait is True: *DeviceProxy*

else: `concurrent.futures.Future`

Throws

- a *DevFailed* if wait is True and there is an error creating the device.
- a *concurrent.futures.TimeoutError* if wait is False, timeout is not None and the time to create the device has expired.

New in PyTango 8.1.0

`tango.gevent.DeviceProxy(self, dev_name, wait=True, timeout=True) → DeviceProxy`
`DeviceProxy(self, dev_name, need_check_acc, wait=True, timeout=True) → DeviceProxy`

Creates a *gevent* enabled *DeviceProxy*.

The *DeviceProxy* constructor internally makes some network calls which makes it *slow*. By using the *gevent green mode* you are allowing other python code to be executed in a cooperative way.

Note: The timeout parameter has no relation with the tango device client side timeout (gettable by `get_timeout_millis()` and settable through `set_timeout_millis()`)

Parameters

- **dev_name** (*str*) – the device name or alias
- **need_check_acc** (*bool*) – in first version of the function it defaults to True. Determines if at creation time of *DeviceProxy* it should check for channel access (rarely used)
- **wait** (*bool*) – whether or not to wait for result of creating a *DeviceProxy*.
- **timeout** (*float*) – The number of seconds to wait for the result. If None, then there is no limit on the wait time. Ignored when wait is False.

Returns

if wait is True: *DeviceProxy*

else: `gevent.event.AsyncResult`

Throws

- a *DevFailed* if wait is True and there is an error creating the device.
- a *gevent.timeout.Timeout* if wait is False, timeout is not None and the time to create the device has expired.

New in PyTango 8.1.0

5.2.5 API util

class `tango.ApiUtil`

This class allows you to access the tango synchronization model API. It is designed as a singleton. To get a reference to the singleton object you must do:

```
import tango
apiutil = tango.ApiUtil.instance()
```

New in PyTango 7.1.3

get_async_cb_sub_model (*self*) → *cb_sub_model*

Get the asynchronous callback sub-model.

Parameters None

Return (*cb_sub_model*) the active asynchronous callback sub-model.

New in PyTango 7.1.3

get_async_replies (*self*) → None

Fire callback methods for all (any device) asynchronous requests (command and attribute) with already arrived replied. Returns immediately if there is no replies already arrived or if there is no asynchronous requests.

Parameters None

Return None

Throws None, all errors are reported using the `err` and `errors` fields of the parameter passed to the `callback` method.

New in PyTango 7.1.3

get_async_replies (*self*) → None

Fire callback methods for all (any device) asynchronous requests (command and attributes) with already arrived replied. Wait and block the caller for `timeout` milliseconds if they are some device asynchronous requests which are not yet arrived. Returns immediately if there is no asynchronous request. If `timeout` is set to 0, the call waits until all the asynchronous requests sent has received a reply.

Parameters

timeout (*int*) timeout (milliseconds)

Return None

Throws *AsynReplyNotArrived*. All other errors are reported using the `err` and `errors` fields of the object passed to the `callback` methods.

New in PyTango 7.1.3

pending_async_call (*self, req*) → int

Return number of asynchronous pending requests (any device). The input parameter is an enumeration with three values which are:

- **POLLING**: Return only polling model asynchronous request number
- **CALL_BACK**: Return only callback model asynchronous request number
- **ALL_ASYNC**: Return all asynchronous request number

Parameters

req (*asyn_req_type*) asynchronous request type

Return (*int*) the number of pending requests for the given type

New in PyTango 7.1.3

set_async_cb_sub_model (*self, model*) → None

Set the asynchronous callback sub-model between the pull and push sub-model. The `cb_sub_model` data type is an enumeration with two values which are:

- **PUSH_CALLBACK**: The push sub-model
- **PULL_CALLBACK**: The pull sub-model

Parameters

model (*cb_sub_model*) the callback sub-model

Return None

New in PyTango 7.1.3

5.2.6 Information classes

See also *Event configuration information*

Attribute

class `tango.AttributeAlarmInfo`

A structure containing available alarm information for an attribute with the following members:

- `min_alarm` : (`str`) low alarm level
- `max_alarm` : (`str`) high alarm level
- `min_warning` : (`str`) low warning level
- `max_warning` : (`str`) high warning level
- `delta_t` : (`str`) time delta
- `delta_val` : (`str`) value delta
- `extensions` : (`StdStringVector`) extensions (currently not used)

class `tango.AttributeDimension`

A structure containing x and y attribute data dimensions with the following members:

- `dim_x` : (`int`) x dimension
- `dim_y` : (`int`) y dimension

class `tango.AttributeInfo`

A structure (inheriting from *DeviceAttributeConfig*) containing available information for an attribute with the following members:

- `disp_level` : (*DispLevel*) display level (OPERATOR, EXPERT)

Inherited members are:

- `name` : (`str`) attribute name
- `writable` : (*AttrWriteType*) write type (R, W, RW, R with W)
- `data_format` : (*AttrDataFormat*) data format (SCALAR, SPECTRUM, IMAGE)
- `data_type` : (`int`) attribute type (float, string,...)
- `max_dim_x` : (`int`) first dimension of attribute (spectrum or image attributes)
- `max_dim_y` : (`int`) second dimension of attribute (image attribute)
- `description` : (`int`) attribute description
- `label` : (`str`) attribute label (Voltage, time, ...)
- `unit` : (`str`) attribute unit (V, ms, ...)
- `standard_unit` : (`str`) standard unit
- `display_unit` : (`str`) display unit
- `format` : (`str`) how to display the attribute value (ex: for floats could be `“%6.2f”`)
- `min_value` : (`str`) minimum allowed value
- `max_value` : (`str`) maximum allowed value
- `min_alarm` : (`str`) low alarm level
- `max_alarm` : (`str`) high alarm level
- `writable_attr_name` : (`str`) name of the writable attribute

- `extensions` : (`StdStringVector`) extensions (currently not used)

class `tango.AttributeInfoEx`

A structure (inheriting from `AttributeInfo`) containing available information for an attribute with the following members:

- `alarms` : object containing alarm information (see `AttributeAlarmInfo`).
- `events` : object containing event information (see `AttributeEventInfo`).
- `sys_extensions` : `StdStringVector`

Inherited members are:

- `name` : (`str`) attribute name
- `writable` : (`AttrWriteType`) write type (R, W, RW, R with W)
- `data_format` : (`AttrDataFormat`) data format (SCALAR, SPECTRUM, IMAGE)
- `data_type` : (`int`) attribute type (float, string,...)
- `max_dim_x` : (`int`) first dimension of attribute (spectrum or image attributes)
- `max_dim_y` : (`int`) second dimension of attribute(image attribute)
- `description` : (`int`) attribute description
- `label` : (`str`) attribute label (Voltage, time, ...)
- `unit` : (`str`) attribute unit (V, ms, ...)
- `standard_unit` : (`str`) standard unit
- `display_unit` : (`str`) display unit
- `format` : (`str`) how to display the attribute value (ex: for floats could be `'%6.2f'`)
- `min_value` : (`str`) minimum allowed value
- `max_value` : (`str`) maximum allowed value
- `min_alarm` : (`str`) low alarm level
- `max_alarm` : (`str`) high alarm level
- `writable_attr_name` : (`str`) name of the writable attribute
- `extensions` : (`StdStringVector`) extensions (currently not used)
- `disp_level` : (`DispLevel`) display level (OPERATOR, EXPERT)

see also `AttributeInfo`

class `tango.DeviceAttributeConfig`

A base structure containing available information for an attribute with the following members:

- `name` : (`str`) attribute name
- `writable` : (`AttrWriteType`) write type (R, W, RW, R with W)
- `data_format` : (`AttrDataFormat`) data format (SCALAR, SPECTRUM, IMAGE)
- `data_type` : (`int`) attribute type (float, string,...)
- `max_dim_x` : (`int`) first dimension of attribute (spectrum or image attributes)
- `max_dim_y` : (`int`) second dimension of attribute(image attribute)
- `description` : (`int`) attribute description
- `label` : (`str`) attribute label (Voltage, time, ...)
- `unit` : (`str`) attribute unit (V, ms, ...)
- `standard_unit` : (`str`) standard unit
- `display_unit` : (`str`) display unit
- `format` : (`str`) how to display the attribute value (ex: for floats could be `'%6.2f'`)
- `min_value` : (`str`) minimum allowed value
- `max_value` : (`str`) maximum allowed value
- `min_alarm` : (`str`) low alarm level
- `max_alarm` : (`str`) high alarm level

- `writable_attr_name` : (`str`) name of the writable attribute
- `extensions` : (`StdStringVector`) extensions (currently not used)

Command

class `tango.DevCommandInfo`

A device command info with the following members:

- `cmd_name` : (`str`) command name
- `cmd_tag` : command as binary value (for TACO)
- `in_type` : (`CmdArgType`) input type
- `out_type` : (`CmdArgType`) output type
- `in_type_desc` : (`str`) description of input type
- `out_type_desc` : (`str`) description of output type

New in PyTango 7.0.0

class `tango.CommandInfo`

A device command info (inheriting from `DevCommandInfo`) with the following members:

- `disp_level` : (`DispLevel`) command display level

Inherited members are (from `DevCommandInfo`):

- `cmd_name` : (`str`) command name
- `cmd_tag` : (`str`) command as binary value (for TACO)
- `in_type` : (`CmdArgType`) input type
- `out_type` : (`CmdArgType`) output type
- `in_type_desc` : (`str`) description of input type
- `out_type_desc` : (`str`) description of output type

Other

class `tango.DeviceInfo`

A structure containing available information for a device with the following members:

- `dev_class` : (`str`) device class
- `server_id` : (`str`) server ID
- `server_host` : (`str`) host name
- `server_version` : (`str`) server version
- `doc_url` : (`str`) document url

class `tango.LockerInfo`

A structure with information about the locker with the following members:

- `ll` : (`tango.LockerLanguage`) the locker language
- `li` : (`pid_t` / `UUID`) the locker id
- `locker_host` : (`str`) the host
- `locker_class` : (`str`) the class

`pid_t` should be an int, `UUID` should be a tuple of four numbers.

New in PyTango 7.0.0

class `tango.PollDevice`

A structure containing PollDevice information with the following members:

- `dev_name` : (`str`) device name
- `ind_list` : (`sequence<int>`) index list

New in PyTango 7.0.0

5.2.7 Storage classes

Attribute: DeviceAttribute

class `tango.DeviceAttribute`

This is the fundamental type for RECEIVING data from device attributes.

It contains several fields. The most important ones depend on the ExtractAs method used to get the value. Normally they are:

- `value` : Normal scalar value or numpy array of values.
- `w_value` : The write part of the attribute.

See other ExtractAs for different possibilities. There are some more fields, these really fixed:

- `name` : (`str`)
- `data_format` : (`AttrDataFormat`) Attribute format
- `quality` : (`AttrQuality`)
- `time` : (`TimeVal`)
- `dim_x` : (`int`) attribute dimension x
- `dim_y` : (`int`) attribute dimension y
- `w_dim_x` : (`int`) attribute written dimension x
- `w_dim_y` : (`int`) attribute written dimension y
- `r_dimension` : (`tuple`) Attribute read dimensions.
- `w_dimension` : (`tuple`) Attribute written dimensions.
- `nb_read` : (`int`) attribute read total length
- `nb_written` : (`int`) attribute written total length

And two methods:

- `get_date`
- `get_err_stack`

ExtractAs = `<ExtensionMock name='_tango.ExtractAs' id='140441520207352'>`

get_date (`self`) → `TimeVal`

Get the time at which the attribute was read by the server.

Note: It's the same as reading the "time" attribute.

Parameters None

Return (`TimeVal`) The attribute read timestamp.

get_err_stack (`self`) → `sequence<DevError>`

Returns the error stack reported by the server when the attribute was read.

Parameters None

Return (`sequence<DevError>`)

set_w_dim_x (`self, val`) → None

Sets the write value dim x.

Parameters

val (`int`) new write dim x

Return None

New in PyTango 8.0.0

set_w_dim_y (`self, val`) → None

Sets the write value dim y.

Parameters

val (`int`) new write dim y

Return None

New in PyTango 8.0.0

Command: DeviceData

Device data is the type used internally by Tango to deal with command parameters and return values. You don't usually need to deal with it, as `command_inout` will automatically convert the parameters from any other type and the result value to another type.

You can still use them, using `command_inout_raw` to get the result in a `DeviceData`.

You also may deal with it when reading command history.

class `tango.DeviceData`

This is the fundamental type for sending and receiving data from device commands. The values can be inserted and extracted using the `insert()` and `extract()` methods.

extract (`self`) → any

Get the actual value stored in the `DeviceData`.

Parameters None

Return Whatever is stored there, or None.

get_type (`self`) → `CmdArgType`

This method returns the Tango data type of the data inside the `DeviceData` object.

Parameters None

Return The content arg type.

insert (`self`, `data_type`, `value`) → None

Inserts a value in the `DeviceData`.

Parameters

data_type

value (any) The value to insert

Return Whatever is stored there, or None.

is_empty (`self`) → bool

It can be used to test whether the `DeviceData` object has been initialized or not.

Parameters None

Return True or False depending on whether the `DeviceData` object contains data or not.

5.2.8 Callback related classes

If you subscribe a callback in a DeviceProxy, it will be run with a parameter. This parameter depends will be of one of the following classes depending on the callback type.

`class tango.AttrReadEvent`

This class is used to pass data to the callback method in asynchronous callback model for `read_attribute(s)` execution.

It has the following members:

- `device` : (*DeviceProxy*) The DeviceProxy object on which the call was executed
- `attr_names` : (sequence<*str*>) The attribute name list
- `argout` : (*DeviceAttribute*) The attribute value
- `err` : (*bool*) A boolean flag set to true if the command failed. False otherwise
- `errors` : (sequence<*DevError*>) The error stack
- `ext` :

`class tango.AttrWrittenEvent`

This class is used to pass data to the callback method in asynchronous callback model for `write_attribute(s)` execution

It has the following members:

- `device` : (*DeviceProxy*) The DeviceProxy object on which the call was executed
- `attr_names` : (sequence<*str*>) The attribute name list
- `err` : (*bool*) A boolean flag set to true if the command failed. False otherwise
- `errors` : (*NamedDevFailedList*) The error stack
- `ext` :

`class tango.CmdDoneEvent`

This class is used to pass data to the callback method in asynchronous callback model for command execution.

It has the following members:

- `device` : (*DeviceProxy*) The DeviceProxy object on which the call was executed.
- `cmd_name` : (*str*) The command name
- `argout_raw` : (*DeviceData*) The command argout
- `argout` : The command argout
- `err` : (*bool*) A boolean flag set to true if the command failed. False otherwise
- `errors` : (sequence<*DevError*>) The error stack
- `ext` :

5.2.9 Event related classes

Event configuration information

`class tango.AttributeEventInfo`

A structure containing available event information for an attribute with the following members:

- `ch_event` : (*ChangeEventInfo*) change event information
- `per_event` : (*PeriodicEventInfo*) periodic event information
- `arch_event` : (*ArchiveEventInfo*) archiving event information

class tango.**ArchiveEventInfo**

A structure containing available archiving event information for an attribute with the following members:

- `archive_rel_change` : (`str`) relative change that will generate an event
- `archive_abs_change` : (`str`) absolute change that will generate an event
- `archive_period` : (`str`) archive period
- `extensions` : (`sequence<str>`) extensions (currently not used)

class tango.**ChangeEventInfo**

A structure containing available change event information for an attribute with the following members:

- `rel_change` : (`str`) relative change that will generate an event
- `abs_change` : (`str`) absolute change that will generate an event
- `extensions` : (`StdStringVector`) extensions (currently not used)

class tango.**PeriodicEventInfo**

A structure containing available periodic event information for an attribute with the following members:

- `period` : (`str`) event period
- `extensions` : (`StdStringVector`) extensions (currently not used)

Event arrived structures**class** tango.**EventData**

This class is used to pass data to the callback method when an event is sent to the client. It contains the following public fields:

- `device` : (`DeviceProxy`) The DeviceProxy object on which the call was executed.
- `attr_name` : (`str`) The attribute name
- `event` : (`str`) The event name
- `attr_value` : (`DeviceAttribute`) The attribute data (DeviceAttribute)
- `err` : (`bool`) A boolean flag set to true if the request failed. False otherwise
- `errors` : (`sequence<DevError>`) The error stack
- `reception_date`: (`TimeVal`)

class tango.**AttrConfEventData**

This class is used to pass data to the callback method when a configuration event is sent to the client. It contains the following public fields:

- `device` : (`DeviceProxy`) The DeviceProxy object on which the call was executed
- `attr_name` : (`str`) The attribute name
- `event` : (`str`) The event name
- `attr_conf` : (`AttributeInfoEx`) The attribute data
- `err` : (`bool`) A boolean flag set to true if the request failed. False otherwise
- `errors` : (`sequence<DevError>`) The error stack
- `reception_date`: (`TimeVal`)

class tango.**DataReadyEventData**

This class is used to pass data to the callback method when an attribute data ready event is sent to the client. It contains the following public fields:

- `device` : (`DeviceProxy`) The DeviceProxy object on which the call was executed
- `attr_name` : (`str`) The attribute name
- `event` : (`str`) The event name
- `attr_data_type` : (`int`) The attribute data type
- `ctr` : (`int`) The user counter. Set to 0 if not defined when sent by the server
- `err` : (`bool`) A boolean flag set to true if the request failed. False otherwise
- `errors` : (`sequence<DevError>`) The error stack

- reception_date: (*TimeVal*)

New in PyTango 7.0.0

5.2.10 History classes

class tango.**DeviceAttributeHistory**

See *DeviceAttribute*.

class tango.**DeviceDataHistory**

See *DeviceData*.

5.2.11 Enumerations & other classes

Enumerations

class tango.**LockerLanguage**

An enumeration representing the programming language in which the client application who locked is written.

- CPP : C++/Python language
- JAVA : Java language

New in PyTango 7.0.0

class tango.**CmdArgType**

An enumeration representing the command argument type.

- DevVoid
- DevBoolean
- DevShort
- DevLong
- DevFloat
- DevDouble
- DevUShort
- DevULong
- DevString
- DevVarCharArray
- DevVarShortArray
- DevVarLongArray
- DevVarFloatArray
- DevVarDoubleArray
- DevVarUShortArray
- DevVarULongArray
- DevVarStringArray
- DevVarLongStringArray
- DevVarDoubleStringArray
- DevState
- ConstDevString
- DevVarBooleanArray
- DevUChar
- DevLong64
- DevULong64
- DevVarLong64Array
- DevVarULong64Array
- DevInt
- DevEncoded
- DevEnum
- DevPipeBlob

class `tango.MessBoxType`

An enumeration representing the MessBoxType

- STOP
- INFO

New in PyTango 7.0.0

class `tango.PollObjType`

An enumeration representing the PollObjType

- POLL_CMD
- POLL_ATTR
- EVENT_HEARTBEAT
- STORE_SUBDEV

New in PyTango 7.0.0

class `tango.PollCmdCode`

An enumeration representing the PollCmdCode

- POLL_ADD_OBJ
- POLL_REM_OBJ
- POLL_START
- POLL_STOP
- POLL_UPD_PERIOD
- POLL_REM_DEV
- POLL_EXIT
- POLL_REM_EXT_TRIG_OBJ
- POLL_ADD_HEARTBEAT
- POLL_REM_HEARTBEAT

New in PyTango 7.0.0

class `tango.SerialModel`

An enumeration representing the type of serialization performed by the device server

- BY_DEVICE
- BY_CLASS
- BY_PROCESS
- NO_SYNC

class `tango.AttReqType`

An enumeration representing the type of attribute request

- READ_REQ
- WRITE_REQ

class `tango.LockCmdCode`

An enumeration representing the LockCmdCode

- LOCK_ADD_DEV
- LOCK_REM_DEV
- LOCK_UNLOCK_ALL_EXIT
- LOCK_EXIT

New in PyTango 7.0.0

class `tango.LogLevel`

An enumeration representing the LogLevel

- LOG_OFF
- LOG_FATAL
- LOG_ERROR
- LOG_WARN
- LOG_INFO
- LOG_DEBUG

New in PyTango 7.0.0

class `tango.LogTarget`

An enumeration representing the LogTarget

- LOG_CONSOLE
- LOG_FILE

- LOG_DEVICE

New in PyTango 7.0.0

class tango.**EventType**

An enumeration representing event type

- CHANGE_EVENT
- QUALITY_EVENT
- PERIODIC_EVENT
- ARCHIVE_EVENT
- USER_EVENT
- ATTR_CONF_EVENT
- DATA_READY_EVENT

DATA_READY_EVENT - New in PyTango 7.0.0

class tango.**KeepAliveCmdCode**

An enumeration representing the KeepAliveCmdCode

- EXIT_TH

New in PyTango 7.0.0

class tango.**AccessControlType**

An enumeration representing the AccessControlType

- ACCESS_READ
- ACCESS_WRITE

New in PyTango 7.0.0

class tango.**asyn_req_type**

An enumeration representing the asynchronous request type

- POLLING
- CALLBACK
- ALL_ASYNC

class tango.**cb_sub_model**

An enumeration representing callback sub model

- PUSH_CALLBACK
- PULL_CALLBACK

class tango.**AttrQuality**

An enumeration representing the attribute quality

- ATTR_VALID
- ATTR_INVALID
- ATTR_ALARM
- ATTR_CHANGING
- ATTR_WARNING

class tango.**AttrWriteType**

An enumeration representing the attribute type

- READ
- READ_WITH_WRITE
- WRITE
- READ_WRITE

class tango.**AttrDataFormat**

An enumeration representing the attribute format

- SCALAR
- SPECTRUM
- IMAGE
- FMT_UNKNOWN

class `tango.PipeWriteType`

An enumeration representing the pipe type

- `PIPE_READ`
- `PIPE_READ_WRITE`

class `tango.DevSource`

An enumeration representing the device source for data

- `DEV`
- `CACHE`
- `CACHE_DEV`

class `tango.ErrSeverity`

An enumeration representing the error severity

- `WARN`
- `ERR`
- `PANIC`

class `tango.DevState`

An enumeration representing the device state

- `ON`
- `OFF`
- `CLOSE`
- `OPEN`
- `INSERT`
- `EXTRACT`
- `MOVING`
- `STANDBY`
- `FAULT`
- `INIT`
- `RUNNING`
- `ALARM`
- `DISABLE`
- `UNKNOWN`

class `tango.DispLevel`

An enumeration representing the display level

- `OPERATOR`
- `EXPERT`

class `tango.GreenMode`

An enumeration representing the GreenMode

- `Synchronous`
- `Futures`
- `Gevent`

New in PyTango 8.1.0

Other classes

class `tango.Release`

Summarize release information as class attributes.

Release information:

- `name`: (`str`) package name
- `version_info`: (`tuple`) The five components of the version number: major, minor, micro, releaselevel, and serial.
- `version`: (`str`) package version in format `<major>.<minor>.<micro>`
- `release`: (`str`) pre-release, post-release or development release; it is empty for final releases.

- `version_long`: (`str`) package version in format `<major>.<minor>.<micro><releaselevel><serial>`
- `version_description`: (`str`) short description for the current version
- `version_number`: (`int`) `<major>*100 + <minor>*10 + <micro>`
- `description`: (`str`) package description
- `long_description`: (`str`) longer package description
- `authors`: (`dict<str(last name), tuple<str(full name),str(email)>>`) package authors
- `url`: (`str`) package url
- `download_url`: (`str`) package download url
- `platform`: (`seq`) list of available platforms
- `keywords`: (`seq`) list of keywords
- `license`: (`str`) the license

class `tango.TimeVal`

Time value structure with the following members:

- `tv_sec`: seconds
- `tv_usec`: microseconds
- `tv_nsec`: nanoseconds

isoformat (`self, sep='T'`) → `str`

Returns a string in ISO 8601 format, `YYYY-MM-DDTHH:MM:SS[.mmmmmm][+HH:MM]`

Parameters `sep`: (`str`) `sep` is used to separate the year from the time, and defaults to `'T'`

Return (`str`) a string representing the time according to a format specification.

New in version 7.1.0.

New in version 7.1.2: Documented

Changed in version 7.1.2: The `sep` parameter is not mandatory anymore and defaults to `'T'` (same as `datetime.datetime.isoformat()`)

strftime (`self, format`) → `str`

Convert a time value to a string according to a format specification.

Parameters `format`: (`str`) See the python library reference manual for formatting codes

Return (`str`) a string representing the time according to a format specification.

New in version 7.1.0.

New in version 7.1.2: Documented

totdatetime (`self`) → `datetime.datetime`

Returns a `datetime.datetime` object representing the same time value

Parameters None

Return (`datetime.datetime`) the time value in datetime format

New in version 7.1.0.

totime (`self`) → `float`

Returns a float representing this time value

Parameters None

Return a float representing the time value

New in version 7.1.0.

5.3 Server API

5.3.1 High level server API

- Device
- attribute
- command
- pipe
- device_property
- class_property
- run()
- server_run()

This module provides a high level device server API. It implements *TEPI*. It exposes an easier API for developing a Tango device server.

Here is a simple example on how to write a *Clock* device server using the high level API:

```
import time
from tango.server import run
from tango.server import Device
from tango.server import attribute, command

class Clock(Device):

    time = attribute()

    def read_time(self):
        return time.time()

    @command(din_type=str, dout_type=str)
    def strftime(self, format):
        return time.strftime(format)

if __name__ == "__main__":
    run((Clock,))
```

Here is a more complete example on how to write a *PowerSupply* device server using the high level API. The example contains:

1. a read-only double scalar attribute called *voltage*
2. a read/write double scalar expert attribute *current*
3. a read-only double image attribute called *noise*
4. a *ramp* command
5. a *host* device property
6. a *port* class property

```
1 from time import time
2 from numpy.random import random_sample
3
```

```

4 from tango import AttrQuality, AttrWriteType, DispLevel
5 from tango.server import Device, attribute, command
6 from tango.server import class_property, device_property
7
8 class PowerSupply(Device):
9
10     voltage = attribute()
11
12     current = attribute(label="Current", dtype=float,
13                        display_level=DispLevel.EXPERT,
14                        access=AttrWriteType.READ_WRITE,
15                        unit="A", format="8.4f",
16                        min_value=0.0, max_value=8.5,
17                        min_alarm=0.1, max_alarm=8.4,
18                        min_warning=0.5, max_warning=8.0,
19                        fget="get_current", fset="set_current",
20                        doc="the power supply current")
21
22     noise = attribute(label="Noise", dtype=((float,)),
23                      max_dim_x=1024, max_dim_y=1024,
24                      fget="get_noise")
25
26     host = device_property(dtype=str)
27     port = class_property(dtype=int, default_value=9788)
28
29     def read_voltage(self):
30         self.info_stream("get voltage(%s, %d)" % (self.host, self.port))
31         return 10.0
32
33     def get_current(self):
34         return 2.3456, time(), AttrQuality.ATTR_WARNING
35
36     def set_current(self, current):
37         print("Current set to %f" % current)
38
39     def get_noise(self):
40         return random_sample((1024, 1024))
41
42     @command(dtype_in=float)
43     def ramp(self, value):
44         print("Ramping up...")
45
46 if __name__ == "__main__":
47     PowerSupply.run_server()

```

Pretty cool, uh?

Data types

When declaring attributes, properties or commands, one of the most important information is the data type. It is given by the keyword argument *dtype*. In order to provide a more *pythonic* interface, this argument is not restricted to the *CmdArgType* options.

For example, to define a *SCALAR* DevLong attribute you have several possibilities:

1. `int`
2. `'int'`
3. `'int32'`
4. `'integer'`
5. `tango.CmdArgType.DevLong`

6. 'DevLong'

7. `numpy.int32`

To define a *SPECTRUM* attribute simply wrap the scalar data type in any python sequence:

- using a *tuple*: `(:obj: 'int ',)` or
- using a *list*: `[:obj: 'int ']` or
- any other sequence type

To define an *IMAGE* attribute simply wrap the scalar data type in any python sequence of sequences:

- using a *tuple*: `((:obj: 'int ',),)` or
- using a *list*: `[[:obj: 'int ']]` or
- any other sequence type

Below is the complete table of equivalences.

dtype argument	converts to tango type
None	DevVoid
'None'	DevVoid
DevVoid	DevVoid
'DevVoid'	DevVoid
DevState	DevState
'DevState'	DevState
bool	DevBoolean
'bool'	DevBoolean
'boolean'	DevBoolean
DevBoolean	DevBoolean
'DevBoolean'	DevBoolean
numpy.bool_	DevBoolean
'char'	DevUChar
'chr'	DevUChar
'byte'	DevUChar
chr	DevUChar
DevUChar	DevUChar
'DevUChar'	DevUChar
numpy.uint8	DevUChar
'int16'	DevShort
DevShort	DevShort
'DevShort'	DevShort
numpy.int16	DevShort
'uint16'	DevUShort
DevUShort	DevUShort
'DevUShort'	DevUShort
numpy.uint16	DevUShort
int	DevLong
'int'	DevLong
'int32'	DevLong
DevLong	DevLong
'DevLong'	DevLong
numpy.int32	DevLong
'uint'	DevULong
'uint32'	DevULong
DevULong	DevULong
'DevULong'	DevULong
numpy.uint32	DevULong

Continued on next page

Table 5.2 – continued from previous page

dtype argument	converts to tango type
'int64'	DevLong64
DevLong64	DevLong64
'DevLong64'	DevLong64
numpy.int64	DevLong64
'uint64'	DevULong64
DevULong64	DevULong64
'DevULong64'	DevULong64
numpy.uint64	DevULong64
DevInt	DevInt
'DevInt'	DevInt
'float32'	DevFloat
DevFloat	DevFloat
'DevFloat'	DevFloat
numpy.float32	DevFloat
float	DevDouble
'double'	DevDouble
'float'	DevDouble
'float64'	DevDouble
DevDouble	DevDouble
'DevDouble'	DevDouble
numpy.float64	DevDouble
str	DevString
'str'	DevString
'string'	DevString
'text'	DevString
DevString	DevString
'DevString'	DevString
bytearray	DevEncoded
'bytearray'	DevEncoded
'bytes'	DevEncoded
DevEncoded	DevEncoded
'DevEncoded'	DevEncoded
DevVarBooleanArray	DevVarBooleanArray
'DevVarBooleanArray'	DevVarBooleanArray
DevVarCharArray	DevVarCharArray
'DevVarCharArray'	DevVarCharArray
DevVarShortArray	DevVarShortArray
'DevVarShortArray'	DevVarShortArray
DevVarLongArray	DevVarLongArray
'DevVarLongArray'	DevVarLongArray
DevVarLong64Array	DevVarLong64Array
'DevVarLong64Array'	DevVarLong64Array
DevVarULong64Array	DevVarULong64Array
'DevVarULong64Array'	DevVarULong64Array
DevVarFloatArray	DevVarFloatArray
'DevVarFloatArray'	DevVarFloatArray
DevVarDoubleArray	DevVarDoubleArray
'DevVarDoubleArray'	DevVarDoubleArray
DevVarUShortArray	DevVarUShortArray
'DevVarUShortArray'	DevVarUShortArray
DevVarULongArray	DevVarULongArray
'DevVarULongArray'	DevVarULongArray
DevVarStringArray	DevVarStringArray

Continued on next page

Table 5.2 – continued from previous page

dtype argument	converts to tango type
'DevVarStringArray'	DevVarStringArray
DevVarLongStringArray	DevVarLongStringArray
'DevVarLongStringArray'	DevVarLongStringArray
DevVarDoubleStringArray	DevVarDoubleStringArray
'DevVarDoubleStringArray'	DevVarDoubleStringArray
DevPipeBlob	DevPipeBlob
'DevPipeBlob'	DevPipeBlob

5.3.2 Device

DeviceImpl

class `tango.LatestDeviceImpl`

Latest implementation of the TANGO device base class (alias for `Device_5Impl`).

It inherits from CORBA classes where all the network layer is implemented.

add_attribute (*self*, *attr*, *r_meth=None*, *w_meth=None*, *is_allo_meth=None*) → *Attr*

Add a new attribute to the device attribute list. Please, note that if you add an attribute to a device at device creation time, this attribute will be added to the device class attribute list. Therefore, all devices belonging to the same class created after this attribute addition will also have this attribute.

Parameters

attr (*Attr* or *AttrData*) the new attribute to be added to the list.

r_meth (*callable*) the read method to be called on a read request

w_meth (*callable*) the write method to be called on a write request (if *attr* is writable)

is_allo_meth (*callable*) the method that is called to check if it is possible to access the attribute or not

Return (*Attr*) the newly created attribute.

Throws *DevFailed*

always_executed_hook (*self*) → *None*

Hook method. Default method to implement an action necessary on a device before any command is executed. This method can be redefined in sub-classes in case of the default behaviour does not fulfill the needs

Parameters *None*

Return *None*

Throws *DevFailed* This method does not throw exception but a redefined method can.

append_status (*self*, *status*, *new_line=False*) → *None*

Appends a string to the device status.

Parameters *status* : (*str*) the string to be appended to the device status
new_line : (*bool*) If true, appends a new line character before the string. Default is False

Return *None*

check_command_exists (*self*) → None

This method check that a command is supported by the device and does not need input value. The method throws an exception if the command is not defined or needs an input value

Parameters

cmd_name (*str*) the command name

Return None

Throws *DevFailed* API_IncompatibleCmdArgumentType,
API_CommandNotFound

New in PyTango 7.1.2

debug_stream (*self*, *msg*, **args*) → None

Sends the given message to the tango debug stream.

Since PyTango 7.1.3, the same can be achieved with:

```
print(msg, file=self.log_debug)
```

Parameters

msg (*str*) the message to be sent to the debug stream

Return None

delete_device (*self*) → None

Delete the device.

Parameters None

Return None

dev_state (*self*) → DevState

Get device state. Default method to get device state. The behaviour of this method depends on the device state. If the device state is ON or ALARM, it reads the attribute(s) with an alarm level defined, check if the read value is above/below the alarm and eventually change the state to ALARM, return the device state. For all th other device state, this method simply returns the state This method can be redefined in sub-classes in case of the default behaviour does not fullfill the needs.

Parameters None

Return (*DevState*) the device state

Throws *DevFailed* - If it is necessary to read attribute(s) and a problem occurs during the reading

dev_status (*self*) → str

Get device status. Default method to get device status. It returns the contents of the device dev_status field. If the device state is ALARM, alarm messages are added to the device status. This method can be redefined in sub-classes in case of the default behaviour does not fullfill the needs.

Parameters None

Return (*str*) the device status

Throws *DevFailed* - If it is necessary to read attribute(s) and a problem occurs during the reading

error_stream (*self*, *msg*, **args*) → None

Sends the given message to the tango error stream.

Since PyTango 7.1.3, the same can be achieved with:

```
print(msg, file=self.log_error)
```

Parameters

msg (*str*) the message to be sent to the error stream

Return None

fatal_stream (*self*, *msg*, **args*) → None

Sends the given message to the tango fatal stream.

Since PyTango 7.1.3, the same can be achieved with:

```
print(msg, file=self.log_fatal)
```

Parameters

msg (*str*) the message to be sent to the fatal stream

Return None

get_attr_min_poll_period (*self*) → seq<str>

Returns the min attribute poll period

Parameters None

Return (*seq*) the min attribute poll period

New in PyTango 7.2.0

get_attr_poll_ring_depth (*self*, *attr_name*) → int

Returns the attribute poll ring depth

Parameters

attr_name (*str*) the attribute name

Return (*int*) the attribute poll ring depth

New in PyTango 7.1.2

get_attribute_poll_period (*self*, *attr_name*) → int

Returns the attribute polling period (ms) or 0 if the attribute is not polled.

Parameters

attr_name (*str*) attribute name

Return (*int*) attribute polling period (ms) or 0 if it is not polled

New in PyTango 8.0.0

get_cmd_min_poll_period (*self*) → seq<str>

Returns the min command poll period

Parameters None

Return (*seq*) the min command poll period

New in PyTango 7.2.0

get_cmd_poll_ring_depth (*self*, *cmd_name*) → int

Returns the command poll ring depth

Parameters

cmd_name (*str*) the command name

Return (*int*) the command poll ring depth

New in PyTango 7.1.2

get_command_poll_period (*self*, *cmd_name*) → int

Returns the command polling period (ms) or 0 if the command is not polled.

Parameters

cmd_name (*str*) command name

Return (*int*) command polling period (ms) or 0 if it is not polled

New in PyTango 8.0.0

get_dev_idl_version (*self*) → int

Returns the IDL version

Parameters None

Return (*int*) the IDL version

New in PyTango 7.1.2

get_device_attr (*self*) → MultiAttribute

Get device multi attribute object.

Parameters None

Return (*MultiAttribute*) the device's MultiAttribute object

get_device_properties (*self*, *ds_class* = None) → None

Utility method that fetches all the device properties from the database and converts them into members of this DeviceImpl.

Parameters

ds_class (*DeviceClass*) the DeviceClass object. Optional. Default value is None meaning that the corresponding DeviceClass object for this DeviceImpl will be used

Return None

Throws *DevFailed*

get_exported_flag (*self*) → bool

Returns the state of the exported flag

Parameters None

Return (`bool`) the state of the exported flag

New in PyTango 7.1.2

get_logger (*self*) → `Logger`

Returns the `Logger` object for this device

Parameters `None`

Return (`Logger`) the `Logger` object for this device

get_min_poll_period (*self*) → `int`

Returns the min poll period

Parameters `None`

Return (`int`) the min poll period

New in PyTango 7.2.0

get_name (*self*) → (`str`)

Get a COPY of the device name.

Parameters `None`

Return (`str`) the device name

get_non_auto_polled_attr (*self*) → `sequence<str>`

Returns a COPY of the list of non automatic polled attributes

Parameters `None`

Return (`sequence<str>`) a COPY of the list of non automatic polled attributes

New in PyTango 7.1.2

get_non_auto_polled_cmd (*self*) → `sequence<str>`

Returns a COPY of the list of non automatic polled commands

Parameters `None`

Return (`sequence<str>`) a COPY of the list of non automatic polled commands

New in PyTango 7.1.2

get_poll_old_factor (*self*) → `int`

Returns the poll old factor

Parameters `None`

Return (`int`) the poll old factor

New in PyTango 7.1.2

get_poll_ring_depth (*self*) → `int`

Returns the poll ring depth

Parameters `None`

Return (`int`) the poll ring depth

New in PyTango 7.1.2

get_polled_attr (*self*) → sequence<str>

Returns a COPY of the list of polled attributes

Parameters None

Return (sequence<str>) a COPY of the list of polled attributes

New in PyTango 7.1.2

get_polled_cmd (*self*) → sequence<str>

Returns a COPY of the list of polled commands

Parameters None

Return (sequence<str>) a COPY of the list of polled commands

New in PyTango 7.1.2

get_prev_state (*self*) → DevState

Get a COPY of the device's previous state.

Parameters None

Return (*DevState*) the device's previous state

get_state (*self*) → DevState

Get a COPY of the device state.

Parameters None

Return (*DevState*) Current device state

get_status (*self*) → str

Get a COPY of the device status.

Parameters None

Return (str) the device status

info_stream (*self*, *msg*, **args*) → None

Sends the given message to the tango info stream.

Since PyTango 7.1.3, the same can be achieved with:

```
print(msg, file=self.log_info)
```

Parameters

msg (str) the message to be sent to the info stream

Return None

init_device (*self*) → None

Intialize the device.

Parameters None

Return None

is_device_locked (*self*) → bool

Returns if this device is locked by a client

Parameters None

Return (bool) True if it is locked or False otherwise

New in PyTango 7.1.2

is_polled (*self*) → bool

Returns if it is polled

Parameters None

Return (bool) True if it is polled or False otherwise

New in PyTango 7.1.2

is_there_subscriber (*self, att_name, event_type*) → bool

Check if there is subscriber(s) listening for the event.

This method returns a boolean set to true if there are some subscriber(s) listening on the event specified by the two method arguments. Be aware that there is some delay (up to 600 sec) between this method returning false and the last subscriber unsubscription or crash...

The device interface change event is not supported by this method.

Parameters

att_name (str) the attribute name

event_type (EventType) the event type

Return True if there is at least one listener or False otherwise

push_archive_event (*self, attr_name*) → None

push_archive_event (*self, attr_name, except*) → None

push_archive_event (*self, attr_name, data, dim_x = 1, dim_y = 0*) → None

push_archive_event (*self, attr_name, str_data, data*) → None

push_archive_event (*self, attr_name, data, time_stamp, quality, dim_x = 1, dim_y = 0*) → None

push_archive_event (*self, attr_name, str_data, data, time_stamp, quality*) → None

Push an archive event for the given attribute name. The event is pushed to the notification daemon.

Parameters

attr_name (str) attribute name

data the data to be sent as attribute event data. Data must be compatible with the attribute type and format. for SPECTRUM and IMAGE attributes, data can be any type of sequence of elements compatible with the attribute type

str_data (str) special variation for DevEncoded data type. In this case 'data' must be a str or an object with the buffer interface.

except (*DevFailed*) Instead of data, you may want to send an exception.

dim_x (*int*) the attribute x length. Default value is 1

dim_y (*int*) the attribute y length. Default value is 0

time_stamp (*double*) the time stamp

quality (*AttrQuality*) the attribute quality factor

Throws *DevFailed* If the attribute data type is not coherent.

push_att_conf_event (*self, attr*) → None

Push an attribute configuration event.

Parameters (Attribute) the attribute for which the configuration event will be sent.

Return None

New in PyTango 7.2.1

push_change_event (*self, attr_name*) → None

push_change_event (*self, attr_name, except*) → None

push_change_event (*self, attr_name, data, dim_x = 1, dim_y = 0*) → None

push_change_event (*self, attr_name, str_data, data*) → None

push_change_event (*self, attr_name, data, time_stamp, quality, dim_x = 1, dim_y = 0*) → None

push_change_event (*self, attr_name, str_data, data, time_stamp, quality*) → None

Push a change event for the given attribute name. The event is pushed to the notification daemon.

Parameters

attr_name (*str*) attribute name

data the data to be sent as attribute event data. Data must be compatible with the attribute type and format. for SPECTRUM and IMAGE attributes, data can be any type of sequence of elements compatible with the attribute type

str_data (*str*) special variation for DevEncoded data type. In this case 'data' must be a str or an object with the buffer interface.

except (*DevFailed*) Instead of data, you may want to send an exception.

dim_x (*int*) the attribute x length. Default value is 1

dim_y (*int*) the attribute y length. Default value is 0

time_stamp (*double*) the time stamp

quality (*AttrQuality*) the attribute quality factor

Throws *DevFailed* If the attribute data type is not coherent.

push_data_ready_event (*self, attr_name, counter = 0*) → None

Push a data ready event for the given attribute name. The event is pushed to the notification daemon.

The method needs only the attribute name and an optional "counter" which will be passed unchanged within the event

Parameters

attr_name (*str*) attribute name

counter (*int*) the user counter

Return None

Throws *DevFailed* If the attribute name is unknown.

push_event (*self, attr_name, filt_names, filt_vals*) → None

push_event (*self, attr_name, filt_names, filt_vals, data, dim_x = 1, dim_y = 0*) → None

push_event (*self, attr_name, filt_names, filt_vals, str_data, data*) → None

push_event (*self, attr_name, filt_names, filt_vals, data, time_stamp, quality, dim_x = 1, dim_y = 0*) → None

push_event (*self, attr_name, filt_names, filt_vals, str_data, data, time_stamp, quality*) → None

Push a user event for the given attribute name. The event is pushed to the notification daemon.

Parameters

attr_name (*str*) attribute name

filt_names (sequence<*str*>) the filterable fields name

filt_vals (sequence<*double*>) the filterable fields value

data the data to be sent as attribute event data. Data must be compatible with the attribute type and format. for SPECTRUM and IMAGE attributes, data can be any type of sequence of elements compatible with the attribute type

str_data (*str*) special variation for DevEncoded data type. In this case 'data' must be a str or an object with the buffer interface.

dim_x (*int*) the attribute x length. Default value is 1

dim_y (*int*) the attribute y length. Default value is 0

time_stamp (*double*) the time stamp

quality (*AttrQuality*) the attribute quality factor

Throws *DevFailed* If the attribute data type is not coherent.

read_attr_hardware (*self, attr_list*) → None

Read the hardware to return attribute value(s). Default method to implement an action necessary on a device to read the hardware involved in a read attribute CORBA call. This method must be redefined in sub-classes in order to support attribute reading

Parameters

attr_list [(sequence<*int*>) list of indices in the device object attribute vector] of an attribute to be read.

Return None

Throws *DevFailed* This method does not throw exception but a redefined method can.

register_signal (*self, signo*) → None

Register a signal. Register this device as device to be informed when signal `signo` is sent to to the device server process

Parameters

signo (`int`) signal identifier

Return None

remove_attribute (*self*, *attr_name*) → None

Remove one attribute from the device attribute list.

Parameters

attr_name (`str`) attribute name

Return None

Throws *DevFailed*

set_archive_event (*self*, *attr_name*, *implemented*, *detect=True*) → None

Set an implemented flag for the attribute to indicate that the server fires archive events manually, without the polling to be started. If the detect parameter is set to true, the criteria specified for the archive event are verified and the event is only pushed if they are fulfilled. If detect is set to false the event is fired without any value checking!

Parameters

attr_name (`str`) attribute name

implemented (`bool`) True when the server fires change events manually.

detect (`bool`) Triggers the verification of the change event properties when set to true. Default value is true.

Return None

set_change_event (*self*, *attr_name*, *implemented*, *detect=True*) → None

Set an implemented flag for the attribute to indicate that the server fires change events manually, without the polling to be started. If the detect parameter is set to true, the criteria specified for the change event are verified and the event is only pushed if they are fulfilled. If detect is set to false the event is fired without any value checking!

Parameters

attr_name (`str`) attribute name

implemented (`bool`) True when the server fires change events manually.

detect (`bool`) Triggers the verification of the change event properties when set to true. Default value is true.

Return None

set_state (*self*, *new_state*) → None

Set device state.

Parameters

new_state (*DevState*) the new device state

Return None

set_status (*self, new_status*) → None

Set device status.

Parameters

new_status (*str*) the new device status

Return None

signal_handler (*self, signo*) → None

Signal handler. The method executed when the signal arrived in the device server process. This method is defined as virtual and then, can be redefined following device needs.

Parameters

signo (*int*) the signal number

Return None

Throws *DevFailed* This method does not throw exception but a redefined method can.

stop_polling (*self*) → None

stop_polling (*self, with_db_upd*) → None

Stop all polling for a device. if the device is polled, call this method before deleting it.

Parameters

with_db_upd (*bool*) Is it necessary to update db ?

Return None

New in PyTango 7.1.2

unregister_signal (*self, signo*) → None

Unregister a signal. Unregister this device as device to be informed when signal signo is sent to to the device server process

Parameters

signo (*int*) signal identifier

Return None

warn_stream (*self, msg, *args*) → None

Sends the given message to the tango warn stream.

Since PyTango 7.1.3, the same can be achieved with:

```
print(msg, file=self.log_warn)
```

Parameters

msg (*str*) the message to be sent to the warn stream

Return None

write_attr_hardware (*self*) → None

Write the hardware for attributes. Default method to implement an action necessary on a device to write the hardware involved in a write attribute. This method must be redefined in sub-classes in order to support writable attribute

Parameters

attr_list [(sequence<int>) list of indices in the device object attribute vector] of an attribute to be written.

Return None

Throws *DevFailed* This method does not throw exception but a redefined method can.

5.3.3 DeviceClass

class tango.**DeviceClass**

Base class for all TANGO device-class class. A TANGO device-class class is a class where is stored all data/method common to all devices of a TANGO device class

add_wiz_class_prop (*self, str, str*) → None

add_wiz_class_prop (*self, str, str, str*) -> None

For internal usage only

Parameters None

Return None

add_wiz_dev_prop (*self, str, str*) → None

add_wiz_dev_prop (*self, str, str, str*) -> None

For internal usage only

Parameters None

Return None

create_device (*self, device_name, alias=None, cb=None*) → None

Creates a new device of the given class in the database, creates a new DeviceImpl for it and calls init_device (just like it is done for existing devices when the DS starts up)

An optional parameter callback is called AFTER the device is registered in the database and BEFORE the init_device for the newly created device is called

Throws tango.DevFailed:

- the device name exists already or
- the given class is not registered for this DS.
- the cb is not a callable

New in PyTango 7.1.2

Parameters

device_name (*str*) the device name

alias (*str*) optional alias. Default value is None meaning do not create device alias

cb (*callable*) a callback that is called AFTER the device is registered in the database and BEFORE the `init_device` for the newly created device is called. Typically you may want to put device and/or attribute properties in the database here. The callback must receive a parameter: device name (*str*). Default value is `None` meaning no callback

Return `None`

delete_device (*self, class_name, device_name*) → `None`

Deletes an existing device from the database and from this running server

Throws `tango.DevFailed`:

- the device name doesn't exist in the database
- the device name doesn't exist in this DS.

New in PyTango 7.1.2

Parameters

class_name (*str*) the device class name

device_name (*str*) the device name

Return `None`

device_destroyer (*name*)
for internal usage only

device_factory (*device_list*)
for internal usage only

device_name_factory (*self, dev_name_list*) → `None`

Create device(s) name list (for no database device server). This method can be re-defined in `DeviceClass` sub-class for device server started without database. Its rule is to initialise class device name. The default method does nothing.

Parameters

dev_name_list (*seq*) sequence of devices to be filled

Return `None`

dyn_attr (*self, device_list*) → `None`

Default implementation does not do anything Overwrite in order to provide dynamic attributes

Parameters

device_list (*seq*) sequence of devices of this class

Return `None`

export_device (*self, dev, corba_dev_name = 'Unused'*) → `None`

For internal usage only

Parameters

dev (`DeviceImpl`) device object

corba_dev_name (*str*) CORBA device name. Default value is 'Unused'

Return `None`

get_cmd_by_name (*self*, (*str*)*cmd_name*) → tango.Command

Get a reference to a command object.

Parameters

cmd_name (*str*) command name

Return (tango.Command) tango.Command object

New in PyTango 8.0.0

get_command_list (*self*) → sequence<tango.Command>

Gets the list of tango.Command objects for this class

Parameters None

Return (sequence<tango.Command>) list of tango.Command objects for this class

New in PyTango 8.0.0

get_cvs_location (*self*) → None

Gets the cvs location

Parameters None

Return (*str*) cvs location

get_cvs_tag (*self*) → *str*

Gets the cvs tag

Parameters None

Return (*str*) cvs tag

get_device_list (*self*) → sequence<tango.DeviceImpl>

Gets the list of tango.DeviceImpl objects for this class

Parameters None

Return (sequence<tango.DeviceImpl>) list of tango.DeviceImpl objects for this class

get_doc_url (*self*) → *str*

Get the TANGO device class documentation URL.

Parameters None

Return (*str*) the TANGO device type name

get_name (*self*) → *str*

Get the TANGO device class name.

Parameters None

Return (*str*) the TANGO device class name.

get_type (*self*) → *str*

Gets the TANGO device type name.

Parameters None

Return (`str`) the TANGO device type name

register_signal (*self*, *signo*) → None

register_signal (*self*, *signo*, *own_handler=false*) → None

Register a signal. Register this class as class to be informed when signal *signo* is sent to to the device server process. The second version of the method is available only under Linux.

Throws `tango.DevFailed`:

- if the signal number is out of range
- if the operating system failed to register a signal for the process.

Parameters

signo (`int`) signal identifier

own_handler (`bool`) true if you want the device signal handler to be executed in its own handler instead of being executed by the signal thread. If this parameter is set to true, care should be taken on how the handler is written. A default false value is provided

Return None

set_type (*self*, *dev_type*) → None

Set the TANGO device type name.

Parameters

dev_type (`str`) the new TANGO device type name

Return None

signal_handler (*self*, *signo*) → None

Signal handler.

The method executed when the signal arrived in the device server process. This method is defined as virtual and then, can be redefined following device class needs.

Parameters

signo (`int`) signal identifier

Return None

unregister_signal (*self*, *signo*) → None

Unregister a signal. Unregister this class as class to be informed when signal *signo* is sent to to the device server process

Parameters

signo (`int`) signal identifier

Return None

5.3.4 Logging decorators

LogIt

class `tango.LogIt` (*show_args=False, show_kwargs=False, show_ret=False*)

A class designed to be a decorator of any method of a `tango.DeviceImpl` subclass. The idea is to log the entrance and exit of any decorated method.

Example:

```
class MyDevice(tango.Device_4Impl):  
  
    @tango.LogIt()  
    def read_Current(self, attr):  
        attr.set_value(self._current, 1)
```

All log messages generated by this class have DEBUG level. If you wish to have different log level messages, you should implement subclasses that log to those levels. See, for example, [tango.InfoIt](#).

The constructor receives three optional arguments:

- `show_args` - shows method arguments in log message (defaults to False)
- `show_kwargs` - shows keyword method arguments in log message (defaults to False)
- `show_ret` - shows return value in log message (defaults to False)

DebugIt

class `tango.DebugIt` (*show_args=False, show_kwargs=False, show_ret=False*)

A class designed to be a decorator of any method of a `tango.DeviceImpl` subclass. The idea is to log the entrance and exit of any decorated method as DEBUG level records.

Example:

```
class MyDevice(tango.Device_4Impl):  
  
    @tango.DebugIt()  
    def read_Current(self, attr):  
        attr.set_value(self._current, 1)
```

All log messages generated by this class have DEBUG level.

The constructor receives three optional arguments:

- `show_args` - shows method arguments in log message (defaults to False)
- `show_kwargs` - shows keyword method arguments in log message (defaults to False)
- `show_ret` - shows return value in log message (defaults to False)

InfoIt

class `tango.InfoIt` (*show_args=False, show_kwargs=False, show_ret=False*)

A class designed to be a decorator of any method of a `tango.DeviceImpl` subclass. The idea is to log the entrance and exit of any decorated method as INFO level records.

Example:

```
class MyDevice(tango.Device_4Impl):

    @tango.InfoIt()
    def read_Current(self, attr):
        attr.set_value(self._current, 1)
```

All log messages generated by this class have INFO level.

The constructor receives three optional arguments:

- show_args - shows method arguments in log message (defaults to False)
- show_kwargs - shows keyword method arguments in log message (defaults to False)
- show_ret - shows return value in log message (defaults to False)

WarnIt

class `tango.WarnIt` (*show_args=False, show_kwargs=False, show_ret=False*)

A class designed to be a decorator of any method of a `tango.DeviceImpl` subclass. The idea is to log the entrance and exit of any decorated method as WARN level records.

Example:

```
class MyDevice(tango.Device_4Impl):

    @tango.WarnIt()
    def read_Current(self, attr):
        attr.set_value(self._current, 1)
```

All log messages generated by this class have WARN level.

The constructor receives three optional arguments:

- show_args - shows method arguments in log message (defaults to False)
- show_kwargs - shows keyword method arguments in log message (defaults to False)
- show_ret - shows return value in log message (defaults to False)

ErrorIt

class `tango.ErrorIt` (*show_args=False, show_kwargs=False, show_ret=False*)

A class designed to be a decorator of any method of a `tango.DeviceImpl` subclass. The idea is to log the entrance and exit of any decorated method as ERROR level records.

Example:

```
class MyDevice(tango.Device_4Impl):

    @tango.ErrorIt()
    def read_Current(self, attr):
        attr.set_value(self._current, 1)
```

All log messages generated by this class have ERROR level.

The constructor receives three optional arguments:

- show_args - shows method arguments in log message (defaults to False)
- show_kwargs - shows keyword method arguments in log message (defaults to False)
- show_ret - shows return value in log message (defaults to False)

FatalIt

class `tango.FatalIt` (*show_args=False, show_kwargs=False, show_ret=False*)

A class designed to be a decorator of any method of a `tango.DeviceImpl` subclass. The idea is to log the entrance and exit of any decorated method as FATAL level records.

Example:

```
class MyDevice(tango.Device_4Impl):  
  
    @tango.FatalIt()  
    def read_Current(self, attr):  
        attr.set_value(self._current, 1)
```

All log messages generated by this class have FATAL level.

The constructor receives three optional arguments:

- `show_args` - shows method arguments in log message (defaults to False)
- `show_kwargs` - shows keyword method arguments in log message (defaults to False)
- `show_ret` - shows return value in log message (defaults to False)

5.3.5 Attribute classes

Attr

class `tango.Attr`

This class represents a Tango writable attribute.

get_assoc (*self*) → str

Get the associated name.

Parameters None

Return (`bool`) the associated name

get_cl_name (*self*) → str

Returns the class name

Parameters None

Return (`str`) the class name

New in PyTango 7.2.0

get_class_properties (*self*) → sequence<AttrProperty>

Get the class level attribute properties

Parameters None

Return (sequence<AttrProperty>) the class attribute properties

get_disp_level (*self*) → DispLevel

Get the attribute display level

Parameters None

Return (`DispLevel`) the attribute display level

get_format (*self*) → *AttrDataFormat*

Get the attribute format

Parameters None

Return (*AttrDataFormat*) the attribute format

get_memorized (*self*) → bool

Determine if the attribute is memorized or not.

Parameters None

Return (bool) True if the attribute is memorized

get_memorized_init (*self*) → bool

Determine if the attribute is written at startup from the memorized value if it is memorized

Parameters None

Return (bool) True if initialized with memorized value or not

get_name (*self*) → str

Get the attribute name.

Parameters None

Return (str) the attribute name

get_polling_period (*self*) → int

Get the polling period (mS)

Parameters None

Return (int) the polling period (mS)

get_type (*self*) → int

Get the attribute data type

Parameters None

Return (int) the attribute data type

get_user_default_properties (*self*) → sequence<AttrProperty>

Get the user default attribute properties

Parameters None

Return (sequence<AttrProperty>) the user default attribute properties

get_writable (*self*) → *AttrWriteType*

Get the attribute write type

Parameters None

Return (*AttrWriteType*) the attribute write type

is_archive_event (*self*) → bool

Check if the archive event is fired manually for this attribute.

Parameters None

Return (`bool`) true if a manual fire archive event is implemented.

is_assoc (*self*) → bool

Determine if it is assoc.

Parameters None

Return (`bool`) if it is assoc

is_change_event (*self*) → bool

Check if the change event is fired manually for this attribute.

Parameters None

Return (`bool`) true if a manual fire change event is implemented.

is_check_archive_criteria (*self*) → bool

Check if the archive event criteria should be checked when firing the event manually.

Parameters None

Return (`bool`) true if a archive event criteria will be checked.

is_check_change_criteria (*self*) → bool

Check if the change event criteria should be checked when firing the event manually.

Parameters None

Return (`bool`) true if a change event criteria will be checked.

is_data_ready_event (*self*) → bool

Check if the data ready event is fired for this attribute.

Parameters None

Return (`bool`) true if firing data ready event is implemented.

New in PyTango 7.2.0

set_archive_event (*self*) → None

Set a flag to indicate that the server fires archive events manually without the polling to be started for the attribute. If the detect parameter is set to true, the criteria specified for the archive event are verified and the event is only pushed if they are fulfilled.

If detect is set to false the event is fired without checking!

Parameters

implemented (`bool`) True when the server fires change events manually.

detect (`bool`) Triggers the verification of the archive event properties when set to true.

Return None

set_change_event (*self, implemented, detect*) → None

Set a flag to indicate that the server fires change events manually without the polling to be started for the attribute. If the detect parameter is set to true, the criteria specified for the change event are verified and the event is only pushed if they are fulfilled.

If detect is set to false the event is fired without checking!

Parameters

implemented (*bool*) True when the server fires change events manually.

detect (*bool*) Triggers the verification of the change event properties when set to true.

Return None

set_cl_name (*self, cl*) → None

Sets the class name

Parameters

cl (*str*) new class name

Return None

New in PyTango 7.2.0

set_class_properties (*self, props*) → None

Set the class level attribute properties

Parameters

props (*StdAttrPropertyVector*) new class level attribute properties

Return None

set_data_ready_event (*self, implemented*) → None

Set a flag to indicate that the server fires data ready events.

Parameters

implemented (*bool*) True when the server fires data ready events

Return None

New in PyTango 7.2.0

set_default_properties (*self*) → None

Set default attribute properties.

Parameters

attr_prop (*UserDefaultAttrProp*) the user default property class

Return None

set_disp_level (*self, disp_level*) → None

Set the attribute display level.

Parameters

disp_level (*DispLevel*) the new display level

Return None

set_memorized (*self*) → None

Set the attribute as memorized in database (only for scalar and writable attribute)
With no argument the setpoint will be written to the attribute during initialisation!

Parameters None

Return None

set_memorized_init (*self*, *write_on_init*) → None

Set the initialisation flag for memorized attributes true = the setpoint value will be written to the attribute on initialisation false = only the attribute setpoint is initialised. No action is taken on the attribute

Parameters

write_on_init (*bool*) if true the setpoint value will be written to the attribute on initialisation

Return None

set_polling_period (*self*, *period*) → None

Set the attribute polling update period.

Parameters

period (*int*) the attribute polling period (in mS)

Return None

Attribute

class `tango.Attribute`

This class represents a Tango attribute.

check_alarm (*self*) → *bool*

Check if the attribute read value is below/above the alarm level.

Parameters None

Return (*bool*) true if the attribute is in alarm condition.

Throws *DevFailed* If no alarm level is defined.

get_assoc_ind (*self*) → *int*

Get index of the associated writable attribute.

Parameters None

Return (*int*) the index in the main attribute vector of the associated writable attribute

get_assoc_name (*self*) → str

Get name of the associated writable attribute.

Parameters None

Return (str) the associated writable attribute name

get_attr_serial_model (*self*) → AttrSerialModel

Get attribute serialization model.

Parameters None

Return (AttrSerialModel) The attribute serialization model

New in PyTango 7.1.0

get_data_format (*self*) → AttrDataFormat

Get attribute data format.

Parameters None

Return (AttrDataFormat) the attribute data format

get_data_size (*self*) → None

Get attribute data size.

Parameters None

Return (int) the attribute data size

get_data_type (*self*) → int

Get attribute data type.

Parameters None

Return (int) the attribute data type

get_date (*self*) → TimeVal

Get a COPY of the attribute date.

Parameters None

Return (TimeVal) the attribute date

get_label (*self*) → str

Get attribute label property.

Parameters None

Return (str) the attribute label

get_max_dim_x (*self*) → int

Get attribute maximum data size in x dimension.

Parameters None

Return (int) the attribute maximum data size in x dimension. Set to 1 for scalar attribute

get_max_dim_y (*self*) → int

Get attribute maximum data size in y dimension.

Parameters None

Return (*int*) the attribute maximum data size in y dimension. Set to 0 for scalar attribute

get_name (*self*) → str

Get attribute name.

Parameters None

Return (*str*) The attribute name

get_polling_period (*self*) → int

Get attribute polling period.

Parameters None

Return (*int*) The attribute polling period in mS. Set to 0 when the attribute is not polled

get_properties (*self*, *attr_cfg = None*) → AttributeConfig

Get attribute properties.

Parameters

conf the config object to be filled with the attribute configuration. Default is None meaning the method will create internally a new AttributeConfig_5 and return it. Can be AttributeConfig, AttributeConfig_2, AttributeConfig_3, AttributeConfig_5 or MultiAttrProp

Return (*AttributeConfig*) the config object filled with attribute configuration information

New in PyTango 7.1.4

get_quality (*self*) → AttrQuality

Get a COPY of the attribute data quality.

Parameters None

Return (*AttrQuality*) the attribute data quality

get_writable (*self*) → AttrWriteType

Get the attribute writable type (RO/WO/RW).

Parameters None

Return (*AttrWriteType*) The attribute write type.

get_x (*self*) → int

Get attribute data size in x dimension.

Parameters None

Return (*int*) the attribute data size in x dimension. Set to 1 for scalar attribute

get_y (*self*) → int

Get attribute data size in y dimension.

Parameters None

Return (int) the attribute data size in y dimension. Set to 1 for scalar attribute

is_archive_event (*self*) → bool

Check if the archive event is fired manually (without polling) for this attribute.

Parameters None

Return (bool) True if a manual fire archive event is implemented.

New in PyTango 7.1.0

is_change_event (*self*) → bool

Check if the change event is fired manually (without polling) for this attribute.

Parameters None

Return (bool) True if a manual fire change event is implemented.

New in PyTango 7.1.0

is_check_archive_criteria (*self*) → bool

Check if the archive event criteria should be checked when firing the event manually.

Parameters None

Return (bool) True if a archive event criteria will be checked.

New in PyTango 7.1.0

is_check_change_criteria (*self*) → bool

Check if the change event criteria should be checked when firing the event manually.

Parameters None

Return (bool) True if a change event criteria will be checked.

New in PyTango 7.1.0

is_data_ready_event (*self*) → bool

Check if the data ready event is fired manually (without polling) for this attribute.

Parameters None

Return (bool) True if a manual fire data ready event is implemented.

New in PyTango 7.2.0

is_max_alarm (*self*) → bool

Check if the attribute is in maximum alarm condition.

Parameters None

Return (`bool`) true if the attribute is in alarm condition (read value above the max. alarm).

is_max_warning (*self*) → `bool`

Check if the attribute is in maximum warning condition.

Parameters None

Return (`bool`) true if the attribute is in warning condition (read value above the max. warning).

is_min_alarm (*self*) → `bool`

Check if the attribute is in minimum alarm condition.

Parameters None

Return (`bool`) true if the attribute is in alarm condition (read value below the min. alarm).

is_min_warning (*self*) → `bool`

Check if the attribute is in minimum warning condition.

Parameters None

Return (`bool`) true if the attribute is in warning condition (read value below the min. warning).

is_polled (*self*) → `bool`

Check if the attribute is polled.

Parameters None

Return (`bool`) true if the attribute is polled.

is_rds_alarm (*self*) → `bool`

Check if the attribute is in RDS alarm condition.

Parameters None

Return (`bool`) true if the attribute is in RDS condition (Read Different than Set).

is_write_associated (*self*) → `bool`

Check if the attribute has an associated writable attribute.

Parameters None

Return (`bool`) True if there is an associated writable attribute

remove_configuration (*self*) → `None`

Remove the attribute configuration from the database. This method can be used to clean-up all the configuration of an attribute to come back to its default values or the remove all configuration of a dynamic attribute before deleting it.

The method removes all configured attribute properties and removes the attribute from the list of polled attributes.

Parameters None

Return None

New in PyTango 7.1.0

set_archive_event (*self, implemented, detect = True*) → None

Set a flag to indicate that the server fires archive events manually, without the polling to be started for the attribute. If the detect parameter is set to true, the criteria specified for the archive event are verified and the event is only pushed if they are fulfilled.

Parameters

implemented (`bool`) True when the server fires archive events manually.

detect (`bool`) (optional, default is True) Triggers the verification of the archive event properties when set to true.

Return None

New in PyTango 7.1.0

set_assoc_ind (*self, index*) → None

Set index of the associated writable attribute.

Parameters

index (`int`) The new index in the main attribute vector of the associated writable attribute

Return None

set_attr_serial_model (*self, ser_model*) → void

Set attribute serialization model. This method allows the user to choose the attribute serialization model.

Parameters

ser_model (`AttrSerialModel`) The new serialisation model. The serialization model must be one of `ATTR_BY_KERNEL`, `ATTR_BY_USER` or `ATTR_NO_SYNC`

Return None

New in PyTango 7.1.0

set_change_event (*self, implemented, detect = True*) → None

Set a flag to indicate that the server fires change events manually, without the polling to be started for the attribute. If the detect parameter is set to true, the criteria specified for the change event are verified and the event is only pushed if they are fulfilled. If detect is set to false the event is fired without any value checking!

Parameters

implemented (`bool`) True when the server fires change events manually.

detect (`bool`) (optional, default is True) Triggers the verification of the change event properties when set to true.

Return None

New in PyTango 7.1.0

set_data_ready_event (*self, implemented*) → None

Set a flag to indicate that the server fires data ready events.

Parameters

implemented (`bool`) True when the server fires data ready events manually.

Return None

New in PyTango 7.2.0

set_date (*self, new_date*) → None

Set attribute date.

Parameters

new_date (*TimeVal*) the attribute date

Return None

set_properties (*self, attr_cfg, dev*) → None

Set attribute properties.

This method sets the attribute properties value with the content of the files in the AttributeConfig/ AttributeConfig_3 object

Parameters

conf (AttributeConfig or AttributeConfig_3) the config object.

dev (*DeviceImpl*) the device (not used, maintained for backward compatibility)

New in PyTango 7.1.4

set_quality (*self, quality, send_event=False*) → None

Set attribute data quality.

Parameters

quality (*AttrQuality*) the new attribute data quality

send_event (`bool`) true if a change event should be sent. Default is false.

Return None

set_value (*self, data, dim_x = 1, dim_y = 0*) → None <= DEPRECATED

set_value (*self, data*) → None

set_value (*self, str_data, data*) → None

Set internal attribute value. This method stores the attribute read value inside the object. This method also stores the date when it is called and initializes the attribute quality factor.

Parameters

data the data to be set. Data must be compatible with the attribute type and format. In the DEPRECATED form for SPECTRUM and IMAGE attributes, data can be any type of FLAT sequence of elements compatible with the attribute type. In the new form (without

`dim_x` or `dim_y`) data should be any sequence for SPECTRUM and a SEQUENCE of equal-length SEQUENCES for IMAGE attributes. The recommended sequence is a C continuous and aligned numpy array, as it can be optimized.

str_data (*str*) special variation for DevEncoded data type. In this case 'data' must be a str or an object with the buffer interface.

dim_x (*int*) [DEPRECATED] the attribute x length. Default value is 1

dim_y (*int*) [DEPRECATED] the attribute y length. Default value is 0

Return None

set_value_date_quality (*self, data, time_stamp, quality, dim_x = 1, dim_y = 0*) → None
 <= DEPRECATED

set_value_date_quality (*self, data, time_stamp, quality*) -> None

set_value_date_quality (*self, str_data, data, time_stamp, quality*) -> None

Set internal attribute value, date and quality factor. This method stores the attribute read value, the date and the attribute quality factor inside the object.

Parameters

data the data to be set. Data must be compatible with the attribute type and format. In the DEPRECATED form for SPECTRUM and IMAGE attributes, data can be any type of FLAT sequence of elements compatible with the attribute type. In the new form (without `dim_x` or `dim_y`) data should be any sequence for SPECTRUM and a SEQUENCE of equal-length SEQUENCES for IMAGE attributes. The recommended sequence is a C continuous and aligned numpy array, as it can be optimized.

str_data (*str*) special variation for DevEncoded data type. In this case 'data' must be a str or an object with the buffer interface.

dim_x (*int*) [DEPRECATED] the attribute x length. Default value is 1

dim_y (*int*) [DEPRECATED] the attribute y length. Default value is 0

time_stamp (*double*) the time stamp

quality (*AttrQuality*) the attribute quality factor

Return None

WAttribute

class `tango.WAttribute`

This class represents a Tango writable attribute.

get_max_value (*self*) → obj

Get attribute maximum value or throws an exception if the attribute does not have a maximum value.

Parameters None

Return (`obj`) an object with the python maximum value

get_min_value (*self*) → `obj`

Get attribute minimum value or throws an exception if the attribute does not have a minimum value.

Parameters None

Return (`obj`) an object with the python minimum value

get_write_value (*self*, *lst*) → None <= DEPRECATED

get_write_value (*self*, *extract_as*=`ExtractAs.Numpy`) → `obj`

Retrieve the new value for writable attribute.

Parameters

extract_as (`ExtractAs`)

lst [`out`] (`list`) a list object that will be filled with the attribute write value (DEPRECATED)

Return (`obj`) the attribute write value.

get_write_value_length (*self*) → `int`

Retrieve the new value length (data number) for writable attribute.

Parameters None

Return (`int`) the new value data length

is_max_value (*self*) → `bool`

Check if the attribute has a maximum value.

Parameters None

Return (`bool`) true if the attribute has a maximum value defined

is_min_value (*self*) → `bool`

Check if the attribute has a minimum value.

Parameters None

Return (`bool`) true if the attribute has a minimum value defined

set_max_value (*self*, *data*) → None

Set attribute maximum value.

Parameters

data the attribute maximum value. python data type must be compatible with the attribute data format and type.

Return None

set_min_value (*self*, *data*) → None

Set attribute minimum value.

Parameters

data the attribute minimum value. python data type must be compatible with the attribute data format and type.

Return None

MultiAttribute

class tango.MultiAttribute

There is one instance of this class for each device. This class is mainly an aggregate of *Attribute* or *WAttribute* objects. It eases management of multiple attributes

check_alarm (*self*) → bool

check_alarm (*self*, *attr_name*) → bool

check_alarm (*self*, *ind*) → bool

- The 1st version of the method checks alarm on all attribute(s) with an alarm defined.
- The 2nd version of the method checks alarm for one attribute with a given name.
- The 3rd version of the method checks alarm for one attribute from its index in the main attributes vector.

Parameters

attr_name (*str*) attribute name

ind (*int*) the attribute index

Return (*bool*) True if at least one attribute is in alarm condition

Throws *DevFailed* If at least one attribute does not have any alarm level defined

New in PyTango 7.0.0

get_attr_by_ind (*self*, *ind*) → *Attribute*

Get *Attribute* object from its index. This method returns an *Attribute* object from the index in the main attribute vector.

Parameters

ind (*int*) the attribute index

Return (*Attribute*) the attribute object

get_attr_by_name (*self*, *attr_name*) → *Attribute*

Get *Attribute* object from its name. This method returns an *Attribute* object with a name passed as parameter. The equality on attribute name is case independant.

Parameters

attr_name (*str*) attribute name

Return (*Attribute*) the attribute object

Throws *DevFailed* If the attribute is not defined.

get_attr_ind_by_name (*self*, *attr_name*) → int

Get Attribute index into the main attribute vector from its name. This method returns the index in the Attribute vector (stored in the *MultiAttribute* object) of an attribute with a given name. The name equality is case independant.

Parameters

attr_name (*str*) attribute name

Return (*int*) the attribute index

Throws *DevFailed* If the attribute is not found in the vector.

New in PyTango 7.0.0

get_attr_nb (*self*) → int

Get attribute number.

Parameters None

Return (*int*) the number of attributes

New in PyTango 7.0.0

get_attribute_list (*self*) → seq<Attribute>

Get the list of attribute objects.

Return (*seq*) list of attribute objects

New in PyTango 7.2.1

get_w_attr_by_ind (*self*, *ind*) → WAttribute

Get a writable attribute object from its index. This method returns an *WAttribute* object from the index in the main attribute vector.

Parameters

ind (*int*) the attribute index

Return (*WAttribute*) the attribute object

get_w_attr_by_name (*self*, *attr_name*) → WAttribute

Get a writable attribute object from its name. This method returns an *WAttribute* object with a name passed as parameter. The equality on attribute name is case independant.

Parameters

attr_name (*str*) attribute name

Return (*WAttribute*) the attribute object

Throws *DevFailed* If the attribute is not defined.

read_alarm (*self*, *status*) → None

Add alarm message to device status. This method add alarm message to the string passed as parameter. A message is added for each attribute which is in alarm condition

Parameters

status (*str*) a string (should be the device status)

Return None

New in PyTango 7.0.0

UserDefaultAttrProp

class `tango.UserDefaultAttrProp`

User class to set attribute default properties. This class is used to set attribute default properties. Three levels of attributes properties setting are implemented within Tango. The highest property setting level is the database. Then the user default (set using this UserDefaultAttrProp class) and finally a Tango library default value

set_abs_change (*self*, *def_abs_change*) → None <= DEPRECATED

Set default change event `abs_change` property.

Parameters

def_abs_change (`str`) the user default change event `abs_change` property

Return None

Deprecated since PyTango 8.0. Please use `set_event_abs_change` instead.

set_archive_abs_change (*self*, *def_archive_abs_change*) → None <= DEPRECATED

Set default archive event `abs_change` property.

Parameters

def_archive_abs_change (`str`) the user default archive event `abs_change` property

Return None

Deprecated since PyTango 8.0. Please use `set_archive_event_abs_change` instead.

set_archive_event_abs_change (*self*, *def_archive_abs_change*) → None

Set default archive event `abs_change` property.

Parameters

def_archive_abs_change (`str`) the user default archive event `abs_change` property

Return None

New in PyTango 8.0

set_archive_event_period (*self*, *def_archive_period*) → None

Set default archive event period property.

Parameters

def_archive_period (`str`) t

Return None

New in PyTango 8.0

set_archive_event_rel_change (*self*, *def_archive_rel_change*) → None

Set default archive event `rel_change` property.

Parameters

def_archive_rel_change (*str*) the user default archive event rel_change property

Return None

New in PyTango 8.0

set_archive_period (*self, def_archive_period*) → None <= DEPRECATED

Set default archive event period property.

Parameters

def_archive_period (*str*) t

Return None

Deprecated since PyTango 8.0. Please use set_archive_event_period instead.

set_archive_rel_change (*self, def_archive_rel_change*) → None <= DEPRECATED

Set default archive event rel_change property.

Parameters

def_archive_rel_change (*str*) the user default archive event rel_change property

Return None

Deprecated since PyTango 8.0. Please use set_archive_event_rel_change instead.

set_delta_t (*self, def_delta_t*) → None

Set default RDS alarm delta_t property.

Parameters

def_delta_t (*str*) the user default RDS alarm delta_t property

Return None

set_delta_val (*self, def_delta_val*) → None

Set default RDS alarm delta_val property.

Parameters

def_delta_val (*str*) the user default RDS alarm delta_val property

Return None

set_description (*self, def_description*) → None

Set default description property.

Parameters

def_description (*str*) the user default description property

Return None

set_display_unit (*self, def_display_unit*) → None

Set default display unit property.

Parameters

def_display_unit (`str`) the user default display unit property

Return None

set_enum_labels (`self`, `enum_labels`) → None

Set default enumeration labels.

Parameters

enum_labels (`seq`) list of enumeration labels

New in PyTango 9.2.0

set_event_abs_change (`self`, `def_abs_change`) → None

Set default change event abs_change property.

Parameters

def_abs_change (`str`) the user default change event abs_change property

Return None

New in PyTango 8.0

set_event_period (`self`, `def_period`) → None

Set default periodic event period property.

Parameters

def_period (`str`) the user default periodic event period property

Return None

New in PyTango 8.0

set_event_rel_change (`self`, `def_rel_change`) → None

Set default change event rel_change property.

Parameters

def_rel_change (`str`) the user default change event rel_change property

Return None

New in PyTango 8.0

set_format (`self`, `def_format`) → None

Set default format property.

Parameters

def_format (`str`) the user default format property

Return None

set_label (`self`, `def_label`) → None

Set default label property.

Parameters

def_label (*str*) the user default label property

Return None

set_max_alarm (*self, def_max_alarm*) → None

Set default max_alarm property.

Parameters

def_max_alarm (*str*) the user default max_alarm property

Return None

set_max_value (*self, def_max_value*) → None

Set default max_value property.

Parameters

def_max_value (*str*) the user default max_value property

Return None

set_max_warning (*self, def_max_warning*) → None

Set default max_warning property.

Parameters

def_max_warning (*str*) the user default max_warning property

Return None

set_min_alarm (*self, def_min_alarm*) → None

Set default min_alarm property.

Parameters

def_min_alarm (*str*) the user default min_alarm property

Return None

set_min_value (*self, def_min_value*) → None

Set default min_value property.

Parameters

def_min_value (*str*) the user default min_value property

Return None

set_min_warning (*self, def_min_warning*) → None

Set default min_warning property.

Parameters

def_min_warning (*str*) the user default min_warning property

Return None

set_period (*self, def_period*) → None <= DEPRECATED

Set default periodic event period property.

Parameters**def_period** (*str*) the user default periodic event period property**Return** NoneDeprecated since PyTango 8.0. Please use `set_event_period` instead.**set_rel_change** (*self, def_rel_change*) → None <= DEPRECATEDSet default change event `rel_change` property.**Parameters****def_rel_change** (*str*) the user default change event `rel_change` property**Return** NoneDeprecated since PyTango 8.0. Please use `set_event_rel_change` instead.**set_standard_unit** (*self, def_standard_unit*) → None

Set default standard unit property.

Parameters**def_standard_unit** (*str*) the user default standard unit property**Return** None**set_unit** (*self, def_unit*) → None

Set default unit property.

Parameters**def_unit** (*str*) te user default unit property**Return** None

5.3.6 Util

class `tango.Util`

This class is a used to store TANGO device server process data and to provide the user with a set of utilities method.

This class is implemented using the singleton design pattern. Therefore a device server process can have only one instance of this class and its constructor is not public. Example:

```
util = tango.Util.instance()
print(util.get_host_name())
```

add_Cpp_TgClass (*device_class_name, tango_device_class_name*)

Register a new C++ tango class.

If there is a shared library file called `MotorClass.so` which contains a `MotorClass` class and a `_create_MotorClass_class` method. Example:

```
util.add_Cpp_TgClass('MotorClass', 'Motor')
```

Note: the parameter 'device_class_name' must match the shared library name.Deprecated since version 7.1.2: Use `tango.Util.add_class()` instead.

add_TgClass (*klass_device_class, klass_device, device_class_name=None*)

Register a new python tango class. Example:

```
util.add_TgClass(MotorClass, Motor)
util.add_TgClass(MotorClass, Motor, 'Motor') # equivalent to previous line
```

Deprecated since version 7.1.2: Use `tango.Util.add_class()` instead.

add_class (*self, class<DeviceClass>, class<DeviceImpl>, language="python"*) → None

Register a new tango class ('python' or 'c++').

If language is 'python' then args must be the same as `tango.Util.add_TgClass()`. Otherwise, args should be the ones in `tango.Util.add_Cpp_TgClass()`. Example:

```
util.add_class(MotorClass, Motor)
util.add_class('CounterClass', 'Counter', language='c++')
```

New in PyTango 7.1.2

connect_db (*self*) → None

Connect the process to the TANGO database. If the connection to the database failed, a message is displayed on the screen and the process is aborted

Parameters None

Return None

create_device (*self, klass_name, device_name, alias=None, cb=None*) → None

Creates a new device of the given class in the database, creates a new DeviceImpl for it and calls `init_device` (just like it is done for existing devices when the DS starts up)

An optional parameter callback is called AFTER the device is registered in the database and BEFORE the `init_device` for the newly created device is called

Throws tango.DevFailed:

- the device name exists already or
- the given class is not registered for this DS.
- the cb is not a callable

New in PyTango 7.1.2

Parameters

klass_name (*str*) the device class name

device_name (*str*) the device name

alias (*str*) optional alias. Default value is None meaning do not create device alias

cb (*callable*) a callback that is called AFTER the device is registered in the database and BEFORE the `init_device` for the newly created device is called. Typically you may want to put device and/or attribute properties in the database here. The callback must receive a parameter: device name (*str*). Default value is None meaning no callback

Return None

delete_device (*self, klass_name, device_name*) → None

Deletes an existing device from the database and from this running server

Throws tango.DevFailed:

- the device name doesn't exist in the database
- the device name doesn't exist in this DS.

New in PyTango 7.1.2

Parameters

class_name (`str`) the device class name

device_name (`str`) the device name

Return None

get_class_list (`self`) → seq<DeviceClass>

Returns a list of objects of inheriting from DeviceClass

Parameters None

Return (`seq`) a list of objects of inheriting from DeviceClass

get_database (`self`) → Database

Get a reference to the TANGO database object

Parameters None

Return (`Database`) the database

New in PyTango 7.0.0

get_device_by_name (`self, dev_name`) → DeviceImpl

Get a device reference from its name

Parameters

dev_name (`str`) The TANGO device name

Return (`DeviceImpl`) The device reference

New in PyTango 7.0.0

get_device_list (`self`) → sequence<DeviceImpl>

Get device list from name. It is possible to use a wild card (*) in the name parameter (e.g. "*", "/tango/tangotest/n*", ...)

Parameters None

Return (sequence<DeviceImpl>) the list of device objects

New in PyTango 7.0.0

get_device_list_by_class (`self, class_name`) → sequence<DeviceImpl>

Get the list of device references for a given TANGO class. Return the list of references for all devices served by one implementation of the TANGO device pattern implemented in the process.

Parameters

class_name (`str`) The TANGO device class name

Return (sequence<DeviceImpl>) The device reference list

New in PyTango 7.0.0

get_ds_exec_name (*self*) → str

Get a COPY of the device server executable name.

Parameters None

Return (str) a COPY of the device server executable name.

New in PyTango 3.0.4

get_ds_inst_name (*self*) → str

Get a COPY of the device server instance name.

Parameters None

Return (str) a COPY of the device server instance name.

New in PyTango 3.0.4

get_ds_name (*self*) → str

Get the device server name. The device server name is the <device server executable name>/<the device server instance name>

Parameters None

Return (str) device server name

New in PyTango 3.0.4

get_dserver_device (*self*) → DServer

Get a reference to the dserver device attached to the device server process

Parameters None

Return (DServer) A reference to the dserver device

New in PyTango 7.0.0

get_host_name (*self*) → str

Get the host name where the device server process is running.

Parameters None

Return (str) the host name where the device server process is running

New in PyTango 3.0.4

get_pid (*self*) → TangoSys_Pid

Get the device server process identifier.

Parameters None

Return (int) the device server process identifier

get_pid_str (*self*) → str

Get the device server process identifier as a string.

Parameters None

Return (str) the device server process identifier as a string

New in PyTango 3.0.4

get_polling_threads_pool_size (*self*) → int

Get the polling threads pool size.

Parameters None

Return (int) the maximum number of threads in the polling threads pool

get_serial_model (*self*) → SerialModel

Get the serialization model.

Parameters None

Return (*SerialModel*) the serialization model

get_server_version (*self*) → str

Get the device server version.

Parameters None

Return (str) the device server version.

get_sub_dev_diag (*self*) → SubDevDiag

Get the internal sub device manager

Parameters None

Return (SubDevDiag) the sub device manager

New in PyTango 7.0.0

get_tango_lib_release (*self*) → int

Get the TANGO library version number.

Parameters None

Return (int) The Tango library release number coded in 3 digits (for instance 550,551,552,600,...)

get_trace_level (*self*) → int

Get the process trace level.

Parameters None

Return (int) the process trace level.

get_version_str (*self*) → str

Get the IDL TANGO version.

Parameters None

Return (str) the IDL TANGO version.

New in PyTango 3.0.4

is_device_restarting (*self*, (str)dev_name) → bool

Check if the device is actually restarted by the device server process admin device with its DevRestart command

Parameters dev_name : (str) device name

Return (`bool`) True if the device is restarting.

New in PyTango 8.0.0

is_svr_shutting_down (*self*) → `bool`

Check if the device server process is in its shutting down sequence

Parameters None

Return (`bool`) True if the server is in its shutting down phase.

New in PyTango 8.0.0

is_svr_starting (*self*) → `bool`

Check if the device server process is in its starting phase

Parameters None

Return (`bool`) True if the server is in its starting phase

New in PyTango 8.0.0

reset_filedatabase (*self*) → `None`

Reread the file database

Parameters None

Return `None`

New in PyTango 7.0.0

server_init (*self*, *with_window = False*) → `None`

Initialize all the device server pattern(s) embedded in a device server process.

Parameters

with_window (`bool`) default value is `False`

Return `None`

Throws *DevFailed* If the device pattern initialistaion failed

server_run (*self*) → `None`

Run the CORBA event loop. This method runs the CORBA event loop. For UNIX or Linux operating system, this method does not return. For Windows in a non-console mode, this method start a thread which enter the CORBA event loop.

Parameters None

Return `None`

server_set_event_loop (*self*, *event_loop*) → `None`

This method registers an event loop function in a Tango server. This function will be called by the process main thread in an infinite loop The process will not use the classical ORB blocking event loop. It is the user responsibility to code this function in a way that it implements some kind of blocking in order not to load the computer CPU. The following piece of code is an example of how you can use this feature:

```

_LOOP_NB = 1
def looping():
    global _LOOP_NB
    print "looping", _LOOP_NB
    time.sleep(0.1)
    _LOOP_NB += 1
    return _LOOP_NB > 100

def main():
    py = tango.Util(sys.argv)

    # ...

    U = tango.Util.instance()
    U.server_set_event_loop(looping)
    U.server_init()
    U.server_run()

```

Parameters None

Return None

New in PyTango 8.1.0

set_polling_threads_pool_size (*self*, *thread_nb*) → None

Set the polling threads pool size.

Parameters

thread_nb (*int*) the maximum number of threads in the polling threads pool

Return None

New in PyTango 7.0.0

set_serial_model (*self*, *ser*) → None

Set the serialization model.

Parameters

ser (*SerialModel*) the new serialization model. The serialization model must be one of BY_DEVICE, BY_CLASS, BY_PROCESS or NO_SYNC

Return None

set_server_version (*self*, *vers*) → None

Set the device server version.

Parameters

vers (*str*) the device server version

Return None

set_trace_level (*self*, *level*) → None

Set the process trace level.

Parameters

level (*int*) the new process level

Return None

trigger_attr_polling (*self*, *dev*, *name*) → None

Trigger polling for polled attribute. This method send the order to the polling thread to poll one object registered with an update period defined as “externally triggered”

Parameters

dev (*DeviceImpl*) the TANGO device

name (*str*) the attribute name which must be polled

Return None

trigger_cmd_polling (*self*, *dev*, *name*) → None

Trigger polling for polled command. This method send the order to the polling thread to poll one object registered with an update period defined as “externally triggered”

Parameters

dev (*DeviceImpl*) the TANGO device

name (*str*) the command name which must be polled

Return None

Throws *DevFailed* If the call failed

unregister_server (*self*) → None

Unregister a device server process from the TANGO database. If the database call fails, a message is displayed on the screen and the process is aborted

Parameters None

Return None

New in PyTango 7.0.0

5.4 Database API

class `tango.Database`

Database is the high level Tango object which contains the link to the static database. Database provides methods for all database commands : `get_device_property()`, `put_device_property()`, `info()`, etc.. To create a Database, use the default constructor. Example:

```
db = Database()
```

The constructor uses the `TANGO_HOST` env. variable to determine which instance of the Database to connect to.

add_device (*self*, *dev_info*) → None

Add a device to the database. The device name, server and class are specified in the `DbDevInfo` structure

Example

```

dev_info = DbDevInfo()
dev_info.name = 'my/own/device'
dev_info._class = 'MyDevice'
dev_info.server = 'MyServer/test'
db.add_device(dev_info)

```

Parameters

dev_info (*DbDevInfo*) device information

Return None

add_server (*self, servname, dev_info, with_dserver=False*) → None

Add a (group of) devices to the database. This is considered as a low level call because it may render the database inconsistent if it is not used properly.

If *with_dserver* parameter is set to False (default), this call will only register the given *dev_info*(s). You should include in the list of *dev_info* an entry to the usually hidden **DServer** device.

If *with_dserver* parameter is set to True, the call will add an additional **DServer** device if it is not included in the *dev_info* parameter.

Example using *with_dserver=True*:

```

dev_info1 = DbDevInfo()
dev_info1.name = 'my/own/device'
dev_info1._class = 'MyDevice'
dev_info1.server = 'MyServer/test'
db.add_server(dev_info1.server, dev_info, with_dserver=True)

```

Same example using *with_dserver=False*:

```

dev_info1 = DbDevInfo()
dev_info1.name = 'my/own/device'
dev_info1._class = 'MyDevice'
dev_info1.server = 'MyServer/test'

dev_info2 = DbDevInfo()
dev_info2.name = 'dserver/' + dev_info1.server
dev_info2._class = 'DServer'
dev_info2.server = dev_info1.server

dev_info = dev_info1, dev_info2
db.add_server(dev_info1.server, dev_info)

```

New in version 8.1.7: added *with_dserver* parameter

Parameters

servname (*str*) server name

dev_info (sequence<*DbDevInfo*> | *DbDevInfos* | *DbDevInfo*) containing the server device(s) information

with_dserver (*bool*) whether or not to auto create **DServer** device in server

Return None

Throws *ConnectionFailed*, *CommunicationFailed*, *DevFailed* from device (*DB_SQLError*)

build_connection (*self*) → None

Tries to build a connection to the Database server.

Parameters None

Return None

New in PyTango 7.0.0

check_access_control (*self*, *dev_name*) → AccessControlType

Check the access for the given device for this client.

Parameters

dev_name (*str*) device name

Return the access control type as a AccessControlType object

New in PyTango 7.0.0

check_tango_host (*self*, *tango_host_env*) → None

Check the TANGO_HOST environment variable syntax and extract database server host(s) and port(s) from it.

Parameters

tango_host_env (*str*) The TANGO_HOST env. variable value

Return None

New in PyTango 7.0.0

delete_attribute_alias (*self*, *alias*) → None

Remove the alias associated to an attribute name.

Parameters

alias (*str*) alias

Return None

Throws *ConnectionFailed*, *CommunicationFailed*, *DevFailed* from device (DB_SQLError)

delete_class_attribute_property (*self*, *class_name*, *value*) → None

Delete a list of attribute properties for the specified class.

Parameters

class_name (*str*) class name

propnames can be one of the following:

1. DbData [in] - several property data to be deleted
2. sequence<str> [in]- several property data to be deleted
3. sequence<DbDatum> [in] - several property data to be deleted
4. dict<str, seq<str>> keys are attribute names and value being a list of attribute property names

Return None

Throws *ConnectionFailed*, *CommunicationFailed* *DevFailed* from device (DB_SQLError)

delete_class_property (*self*, *class_name*, *value*) → None

Delete a the given of properties for the specified class.

Parameters

class_name (`str`) class name

value can be one of the following:

1. `str` [in] - single property data to be deleted
2. `DbDatum` [in] - single property data to be deleted
3. `DbData` [in] - several property data to be deleted
4. `sequence<str>` [in]- several property data to be deleted
5. `sequence<DbDatum>` [in] - several property data to be deleted
6. `dict<str, obj>` [in] - keys are property names to be deleted (values are ignored)
7. `dict<str, DbDatum>` [in] - several `DbDatum.name` are property names to be deleted (keys are ignored)

Return None

Throws `ConnectionFailed`, `CommunicationFailed`, `DevFailed` from device (`DB_SQLError`)

delete_device (*self*, *dev_name*) → None

Delete the device of the specified name from the database.

Parameters

dev_name (`str`) device name

Return None

delete_device_alias (*self*, *alias*) → void

Delete a device alias

Parameters

alias (`str`) alias name

Return None

delete_device_attribute_property (*self*, *dev_name*, *value*) → None

Delete a list of attribute properties for the specified device.

Parameters

devname (`string`) device name

propnames can be one of the following: 1. `DbData` [in] - several property data to be deleted 2. `sequence<str>` [in]- several property data to be deleted 3. `sequence<DbDatum>` [in] - several property data to be deleted 3. `dict<str, seq<str>>` keys are attribute names and value being a list of attribute property names

Return None

Throws `ConnectionFailed`, `CommunicationFailed`, `DevFailed` from device (`DB_SQLError`)

delete_device_property (*self, dev_name, value*) → None

Delete a the given of properties for the specified device.

Parameters

dev_name (*str*) object name

value can be one of the following: 1. *str* [*in*] - single property data to be deleted 2. *DbDatum* [*in*] - single property data to be deleted 3. *DbData* [*in*] - several property data to be deleted 4. *sequence<str>* [*in*] - several property data to be deleted 5. *sequence<DbDatum>* [*in*] - several property data to be deleted 6. *dict<str, obj>* [*in*] - keys are property names to be deleted (values are ignored) 7. *dict<str, DbDatum>* [*in*] - several *DbDatum.name* are property names to be deleted (keys are ignored)

Return None

Throws *ConnectionFailed*, *CommunicationFailed*, *DevFailed* from device (*DB_SQLError*)

delete_property (*self, obj_name, value*) → None

Delete a the given of properties for the specified object.

Parameters

obj_name (*str*) object name

value can be one of the following:

1. *str* [*in*] - single property data to be deleted
2. *DbDatum* [*in*] - single property data to be deleted
3. *DbData* [*in*] - several property data to be deleted
4. *sequence<string>* [*in*] - several property data to be deleted
5. *sequence<DbDatum>* [*in*] - several property data to be deleted
6. *dict<str, obj>* [*in*] - keys are property names to be deleted (values are ignored)
7. *dict<str, DbDatum>* [*in*] - several *DbDatum.name* are property names to be deleted (keys are ignored)

Return None

Throws *ConnectionFailed*, *CommunicationFailed*, *DevFailed* from device (*DB_SQLError*)

delete_server (*self, server*) → None

Delete the device server and its associated devices from database.

Parameters

server (*str*) name of the server to be deleted with format: <server name>/<instance>

Return None

delete_server_info (*self, server*) → None

Delete server information of the specified server from the database.

Parameters

server (*str*) name of the server to be deleted with format: <server name>/<instance>

Return None

Throws *ConnectionFailed*, *CommunicationFailed*, *DevFailed* from device (DB_SQLError)

New in PyTango 3.0.4

export_device (*self*, *dev_export*) → None

Update the export info for this device in the database.

Example

```
dev_export = DbDevExportInfo()
dev_export.name = 'my/own/device'
dev_export.iior = <the real iior>
dev_export.host = <the host>
dev_export.version = '3.0'
dev_export.pid = '....'
db.export_device(dev_export)
```

Parameters

dev_export (*DbDevExportInfo*) export information

Return None

export_event (*self*, *event_data*) → None

Export an event to the database.

Parameters

eventdata (sequence<*str*>) event data (same as DbExportEvent Database command)

Return None

Throws *ConnectionFailed*, *CommunicationFailed*, *DevFailed* from device (DB_SQLError)

New in PyTango 7.0.0

export_server (*self*, *dev_info*) → None

Export a group of devices to the database.

Parameters

devinfo (sequence<DbDevExportInfo> | DbDevExportInfos | DbDevExportInfo) containing the device(s) to export information

Return None

Throws *ConnectionFailed*, *CommunicationFailed*, *DevFailed* from device (DB_SQLError)

get_access_except_errors (*self*) → DevErrorList

Returns a reference to the control access exceptions.

Parameters None

Return DevErrorList

New in PyTango 7.0.0

get_alias (*self*, *alias*) → str

Get the device alias name from its name.

Parameters

alias (str) device name

Return alias

New in PyTango 3.0.4

Deprecated since version 8.1.0: Use `get_alias_from_device()` instead

get_alias_from_attribute (*self*, *attr_name*) → str

Get the attribute alias from the full attribute name.

Parameters

attr_name (str) full attribute name

Return attribute alias

Throws `ConnectionFailed`, `CommunicationFailed`, `DevFailed` from device (DB_SQLError)

New in PyTango 8.1.0

get_alias_from_device (*self*, *alias*) → str

Get the device alias name from its name.

Parameters

alias (str) device name

Return alias

New in PyTango 8.1.0

get_attribute_alias (*self*, *alias*) → str

Get the full attribute name from an alias.

Parameters

alias (str) attribute alias

Return full attribute name

Throws `ConnectionFailed`, `CommunicationFailed`, `DevFailed` from device (DB_SQLError)

Deprecated since version 8.1.0: Use `:class: 'Database().get_attribute_from_alias'` instead

get_attribute_alias_list (*self*, *filter*) → DbDatum

Get attribute alias list. The parameter alias is a string to filter the alias list returned. Wildcard (*) is supported. For instance, if the string alias passed as the method parameter is initialised with only the * character, all the defined attribute alias will be returned. If there is no alias with the given filter, the returned array will have a 0 size.

Parameters**filter** (`str`) attribute alias filter**Return** DbDatum containing the list of matching attribute alias**Throws** *ConnectionFailed*, *CommunicationFailed*, *DevFailed* from device (DB_SQLError)**get_attribute_from_alias** (*self*, *alias*) → `str`

Get the full attribute name from an alias.

Parameters**alias** (`str`) attribute alias**Return** full attribute name**Throws** *ConnectionFailed*, *CommunicationFailed*, *DevFailed* from device (DB_SQLError)*New in PyTango 8.1.0***get_class_attribute_list** (*self*, *class_name*, *wildcard*) → DbDatum

Query the database for a list of attributes defined for the specified class which match the specified wildcard.

Parameters**class_name** (`str`) class name**wildcard** (`str`) attribute name**Return** DbDatum containing the list of matching attributes for the given class**Throws** *ConnectionFailed*, *CommunicationFailed*, *DevFailed* from device (DB_SQLError)*New in PyTango 7.0.0***get_class_attribute_property** (*self*, *class_name*, *value*) → `dict<str, dict<str, seq<str>>`

Query the database for a list of class attribute properties for the specified class. The method returns all the properties for the specified attributes.

Parameters**class_name** (`str`) class name**propnames** can be one of the following:

1. `str [in]` - single attribute properties to be fetched
2. `DbDatum [in]` - single attribute properties to be fetched
3. `DbData [in,out]` - several attribute properties to be fetched In this case (direct C++ API) the `DbData` will be filled with the property values
4. `sequence<str> [in]` - several attribute properties to be fetched
5. `sequence<DbDatum> [in]` - several attribute properties to be fetched
6. `dict<str, obj> [in,out]` - keys are attribute names In this case the given dict values will be changed to contain the several attribute property values

Return a dictionary which keys are the attribute names the value associated with each key being a another dictionary where keys are property names and value is a sequence of strings being the property value.

Throws *ConnectionFailed*, *CommunicationFailed*, *DevFailed* from device (DB_SQLError)

get_class_attribute_property_history (*self*, *dev_name*, *attr_name*, *prop_name*) → DbHistoryList

Delete a list of properties for the specified class. This corresponds to the pure C++ API call.

Parameters

dev_name (*str*) device name

attr_name (*str*) attribute name

prop_name (*str*) property name

Return DbHistoryList containing the list of modifications

Throws *ConnectionFailed*, *CommunicationFailed*, *DevFailed* from device (DB_SQLError)

New in PyTango 7.0.0

get_class_for_device (*self*, *dev_name*) → str

Return the class of the specified device.

Parameters

dev_name (*str*) device name

Return a string containing the device class

get_class_inheritance_for_device (*self*, *dev_name*) → DbDatum

Return the class inheritance scheme of the specified device.

Parameters

devn_ame (*str*) device name

Return DbDatum with the inheritance class list

New in PyTango 7.0.0

get_class_list (*self*, *wildcard*) → DbDatum

Query the database for a list of classes which match the specified wildcard

Parameters

wildcard (*str*) class wildcard

Return DbDatum containing the list of matching classes

Throws *ConnectionFailed*, *CommunicationFailed*, *DevFailed* from device (DB_SQLError)

New in PyTango 7.0.0

get_class_property (*self*, *class_name*, *value*) → dict<str, seq<str>>

Query the database for a list of class properties.

Parameters**class_name** (`str`) class name**value** can be one of the following:

1. `str` [`in`] - single property data to be fetched
2. `tango.DbDatum` [`in`] - single property data to be fetched
3. `tango.DbData` [`in,out`] - several property data to be fetched
In this case (direct C++ API) the `DbData` will be filled with the property values
4. `sequence<str>` [`in`] - several property data to be fetched
5. `sequence<DbDatum>` [`in`] - several property data to be fetched
6. `dict<str, obj>` [`in,out`] - keys are property names In this case the given dict values will be changed to contain the several property values

Return a dictionary which keys are the property names the value associated with each key being a a sequence of strings being the property value.**Throws** `ConnectionFailed`, `CommunicationFailed`, `DevFailed` from device (`DB_SQLError`)**get_class_property_history** (`self, class_name, prop_name`) → `DbHistoryList`

Get the list of the last 10 modifications of the specified class property. Note that propname can contain a wildcard character (eg: 'prop*').

Parameters**class_name** (`str`) class name**prop_name** (`str`) property name**Return** `DbHistoryList` containing the list of modifications**Throws** `ConnectionFailed`, `CommunicationFailed`, `DevFailed` from device (`DB_SQLError`)*New in PyTango 7.0.0***get_class_property_list** (`self, class_name`) → `DbDatum`

Query the database for a list of properties defined for the specified class.

Parameters**class_name** (`str`) class name**Return** `DbDatum` containing the list of properties for the specified class**Throws** `ConnectionFailed`, `CommunicationFailed`, `DevFailed` from device (`DB_SQLError`)**get_device_alias** (`self, alias`) → `str`

Get the device name from an alias.

Parameters**alias** (`str`) alias**Return** device name

Deprecated since version 8.1.0: Use `get_device_from_alias()` instead

get_device_alias_list (*self*, *filter*) → DbDatum

Get device alias list. The parameter `alias` is a string to filter the alias list returned. Wildcard (*) is supported.

Parameters

filter (`str`) a string with the alias filter (wildcard (*) is supported)

Return DbDatum with the list of device names

New in PyTango 7.0.0

get_device_attribute_property (*self*, *dev_name*, *value*) → dict<str, dict<str, seq<str>>>

Query the database for a list of device attribute properties for the specified device. The method returns all the properties for the specified attributes.

Parameters

dev_name (`string`) device name

value can be one of the following:

1. `str` [in] - single attribute properties to be fetched
2. DbDatum [in] - single attribute properties to be fetched
3. DbData [in,out] - several attribute properties to be fetched In this case (direct C++ API) the DbData will be filled with the property values
4. `sequence<str>` [in] - several attribute properties to be fetched
5. `sequence<DbDatum>` [in] - several attribute properties to be fetched
6. `dict<str, obj>` [in,out] - keys are attribute names In this case the given dict values will be changed to contain the several attribute property values

Return a dictionary which keys are the attribute names the value associated with each key being a another dictionary where keys are property names and value is a DbDatum containing the property value.

Throws `ConnectionFailed`, `CommunicationFailed`, `DevFailed` from device (DB_SQLError)

get_device_attribute_property_history (*self*, *dev_name*, *att_name*, *prop_name*) → DbHistoryList

Get the list of the last 10 modifications of the specified device attribute property. Note that `propname` and `devname` can contain a wildcard character (eg: 'prop*').

Parameters

dev_name (`str`) device name

attn_ame (`str`) attribute name

prop_name (`str`) property name

Return DbHistoryList containing the list of modifications

Throws `ConnectionFailed`, `CommunicationFailed`, `DevFailed` from device (DB_SQLError)

New in PyTango 7.0.0

get_device_class_list (*self, server*) → DbDatum

Query the database for a list of devices and classes served by the specified server. Return a list with the following structure: [device name, class name, device name, class name, ...]

Parameters

server (*str*) name of the server with format: <server name>/<instance>

Return DbDatum containing list with the following structure: [device_name, class name]

Throws *ConnectionFailed*, *CommunicationFailed*, *DevFailed* from device (DB_SQLError)

New in PyTango 3.0.4

get_device_domain (*self, wildcard*) → DbDatum

Query the database for a list of device domain names which match the wildcard provided (* is wildcard for any character(s)). Domain names are case insensitive.

Parameters

wildcard (*str*) domain filter

Return DbDatum with the list of device domain names

get_device_exported (*self, filter*) → DbDatum

Query the database for a list of exported devices whose names satisfy the supplied filter (* is wildcard for any character(s))

Parameters

filter (*str*) device name filter (wildcard)

Return DbDatum with the list of exported devices

get_device_exported_for_class (*self, class_name*) → DbDatum

Query database for list of exported devices for the specified class.

Parameters

class_name (*str*) class name

Return DbDatum with the list of exported devices for the

New in PyTango 7.0.0

get_device_family (*self, wildcard*) → DbDatum

Query the database for a list of device family names which match the wildcard provided (* is wildcard for any character(s)). Family names are case insensitive.

Parameters

wildcard (*str*) family filter

Return DbDatum with the list of device family names

get_device_from_alias (*self, alias*) → str

Get the device name from an alias.

Parameters

alias (`str`) alias

Return device name

New in PyTango 8.1.0

get_device_info (*self*, *dev_name*) → DbDevFullInfo

Query the database for the full info of the specified device.

Example

```
dev_info = db.get_device_info('my/own/device')
print(dev_info.name)
print(dev_info.class_name)
print(dev_info.ds_full_name)
print(dev_info.exported)
print(dev_info.iior)
print(dev_info.version)
print(dev_info.pid)
print(dev_info.started_date)
print(dev_info.stopped_date)
```

Parameters

dev_name (`str`) device name

Return DbDevFullInfo

New in PyTango 8.1.0

get_device_member (*self*, *wildcard*) → DbDatum

Query the database for a list of device member names which match the wildcard provided (* is wildcard for any character(s)). Member names are case insensitive.

Parameters

wildcard (`str`) member filter

Return DbDatum with the list of device member names

get_device_name (*self*, *serv_name*, *class_name*) → DbDatum

Query the database for a list of devices served by a server for a given device class

Parameters

serv_name (`str`) server name

class_name (`str`) device class name

Return DbDatum with the list of device names

get_device_property (*self*, *dev_name*, *value*) → dict<str, seq<str>>

Query the database for a list of device properties.

Parameters

dev_name (`str`) object name

value can be one of the following:

1. `str` [in] - single property data to be fetched
2. `DbDatum` [in] - single property data to be fetched
3. `DbData` [in,out] - several property data to be fetched In this case (direct C++ API) the `DbData` will be filled with the property values
4. `sequence<str>` [in] - several property data to be fetched
5. `sequence<DbDatum>` [in] - several property data to be fetched
6. `dict<str, obj>` [in,out] - keys are property names In this case the given dict values will be changed to contain the several property values

Return a dictionary which keys are the property names the value associated with each key being a a sequence of strings being the property value.

Throws `ConnectionFailed`, `CommunicationFailed`, `DevFailed` from device (`DB_SQLError`)

get_device_property_history (*self*, *dev_name*, *prop_name*) → `DbHistoryList`

Get the list of the last 10 modifications of the specified device property. Note that *propname* can contain a wildcard character (eg: 'prop*'). This corresponds to the pure C++ API call.

Parameters

serv_name (`str`) server name

prop_name (`str`) property name

Return `DbHistoryList` containing the list of modifications

Throws `ConnectionFailed`, `CommunicationFailed`, `DevFailed` from device (`DB_SQLError`)

New in PyTango 7.0.0

get_device_property_list (*self*, *dev_name*, *wildcard*, *array=None*) → `DbData`

Query the database for a list of properties defined for the specified device and which match the specified wildcard. If *array* parameter is given, it must be an object implementing the 'append' method. If given, it is filled with the matching property names. If not given the method returns a new `DbDatum` containing the matching property names.

New in PyTango 7.0.0

Parameters

dev_name (`str`) device name

wildcard (`str`) property name wildcard

array [out] (sequence) (optional) array that will contain the matching property names.

Return if *container* is `None`, return is a new `DbDatum` containing the matching property names. Otherwise returns the given array filled with the property names

Throws `ConnectionFailed`, `CommunicationFailed`, `DevFailed` from device

get_device_service_list (*self*, *dev_name*) → `DbDatum`

Query database for the list of services provided by the given device.

Parameters

dev_name (*str*) device name

Return DbDatum with the list of services

New in PyTango 8.1.0

get_file_name (*self*) → *str*

Returns the database file name or throws an exception if not using a file database

Parameters None

Return a string containing the database file name

Throws *DevFailed*

New in PyTango 7.2.0

get_host_list (*self*) → DbDatum

get_host_list (*self*, *wildcard*) → *DbDatum*

Returns the list of all host names registered in the database.

Parameters

wildcard (*str*) (optional) wildcard (eg: 'l-c0*')

Return DbDatum with the list of registered host names

get_host_server_list (*self*, *host_name*) → DbDatum

Query the database for a list of servers registred on the specified host.

Parameters

host_name (*str*) host name

Return DbDatum containing list of servers for the specified host

Throws *ConnectionFailed*, *CommunicationFailed*, *DevFailed* from device (*DB_SQLError*)

New in PyTango 3.0.4

get_info (*self*) → *str*

Query the database for some general info about the tables.

Parameters None

Return a multiline string

get_instance_name_list (*self*, *serv_name*) → DbDatum

Return the list of all instance names existing in the database for the specified server.

Parameters

serv_name (*str*) server name with format <server name>

Return DbDatum containing list of instance names for the specified server

Throws *ConnectionFailed*, *CommunicationFailed*, *DevFailed* from device (*DB_SQLError*)

New in PyTango 3.0.4

get_object_list (*self, wildcard*) → DbDatum

Query the database for a list of object (free properties) for which properties are defined and which match the specified wildcard.

Parameters

wildcard (*str*) object wildcard

Return DbDatum containing the list of object names matching the given wildcard

Throws *ConnectionFailed*, *CommunicationFailed*, *DevFailed* from device (DB_SQLError)

New in PyTango 7.0.0

get_object_property_list (*self, obj_name, wildcard*) → DbDatum

Query the database for a list of properties defined for the specified object and which match the specified wildcard.

Parameters

obj_name (*str*) object name

wildcard (*str*) property name wildcard

Return DbDatum with list of properties defined for the specified object and which match the specified wildcard

Throws *ConnectionFailed*, *CommunicationFailed*, *DevFailed* from device (DB_SQLError)

New in PyTango 7.0.0

get_property (*self, obj_name, value*) → dict<str, seq<str>>

Query the database for a list of object (i.e non-device) properties.

Parameters

obj_name (*str*) object name

value can be one of the following:

1. *str* [in] - single property data to be fetched
2. DbDatum [in] - single property data to be fetched
3. DbData [in,out] - several property data to be fetched In this case (direct C++ API) the DbData will be filled with the property values
4. sequence<str> [in] - several property data to be fetched
5. sequence<DbDatum> [in] - several property data to be fetched
6. dict<str, obj> [in,out] - keys are property names In this case the given dict values will be changed to contain the several property values

Return a dictionary which keys are the property names the value associated with each key being a a sequence of strings being the property value.

Throws *ConnectionFailed*, *CommunicationFailed*, *DevFailed* from device (DB_SQLError)

get_property_forced (*obj_name, value*)
get_property(self, obj_name, value) -> dict<str, seq<str>>

Query the database for a list of object (i.e non-device) properties.

Parameters

obj_name (*str*) object name

value can be one of the following:

1. *str* [in] - single property data to be fetched
2. *DbDatum* [in] - single property data to be fetched
3. *DbData* [in,out] - several property data to be fetched
In this case (direct C++ API) the *DbData* will be filled with the property values
4. *sequence<str>* [in] - several property data to be fetched
5. *sequence<DbDatum>* [in] - several property data to be fetched
6. *dict<str, obj>* [in,out] - keys are property names In this case the given dict values will be changed to contain the several property values

Return a dictionary which keys are the property names the value associated with each key being a a sequence of strings being the property value.

Throws *ConnectionFailed*, *CommunicationFailed*, *DevFailed* from device (*DB_SQLError*)

get_property_history (*self, obj_name, prop_name*) → *DbHistoryList*

Get the list of the last 10 modifications of the specified object property. Note that propname can contain a wildcard character (eg: 'prop*')

Parameters

serv_name (*str*) server name

prop_name (*str*) property name

Return *DbHistoryList* containing the list of modifications

Throws *ConnectionFailed*, *CommunicationFailed*, *DevFailed* from device (*DB_SQLError*)

New in PyTango 7.0.0

get_server_class_list (*self, server*) → *DbDatum*

Query the database for a list of classes instanced by the specified server. The *DServer* class exists in all TANGO servers and for this reason this class is removed from the returned list.

Parameters

server (*str*) name of the server to be deleted with format: <server name>/<instance>

Return *DbDatum* containing list of class names instanced by the specified server

Throws *ConnectionFailed*, *CommunicationFailed*, *DevFailed* from device (DB_SQLError)

New in PyTango 3.0.4

get_server_info (*self*, *server*) → DbServerInfo

Query the database for server information.

Parameters

server (*str*) name of the server to be unexported with format: <server name>/<instance>

Return DbServerInfo with server information

Throws *ConnectionFailed*, *CommunicationFailed*, *DevFailed* from device (DB_SQLError)

New in PyTango 3.0.4

get_server_list (*self*) → DbDatum

get_server_list (*self*, *wildcard*) → DbDatum

Return the list of all servers registered in the database. If wildcard parameter is given, then the the list matching servers will be returned (ex: Serial/*)

Parameters

wildcard (*str*) host wildcard (ex: Serial/*)

Return DbDatum containing list of registered servers

get_server_name_list (*self*) → DbDatum

Return the list of all server names registered in the database.

Parameters None

Return DbDatum containing list of server names

Throws *ConnectionFailed*, *CommunicationFailed*, *DevFailed* from device (DB_SQLError)

New in PyTango 3.0.4

get_services (*self*, *serv_name*, *inst_name*) → DbDatum

Query database for specified services.

Parameters

serv_name (*str*) service name

inst_name (*str*) instance name (can be a wildcard character ("*"))

Return DbDatum with the list of available services

New in PyTango 3.0.4

import_device (*self*, *dev_name*) → DbDevImportInfo

Query the database for the export info of the specified device.

Example

```
dev_imp_info = db.import_device('my/own/device')
print(dev_imp_info.name)
print(dev_imp_info.exported)
print(dev_imp_info.iior)
print(dev_imp_info.version)
```

Parameters

dev_name (`str`) device name

Return DbDevImportInfo

is_control_access_checked (*self*) → bool

Returns True if control access is checked or False otherwise.

Parameters None

Return (`bool`) True if control access is checked or False

New in PyTango 7.0.0

is_multi_tango_host (*self*) → bool

Returns if in multi tango host.

Parameters None

Return True if multi tango host or False otherwise

New in PyTango 7.1.4

put_attribute_alias (*self*, *attr_name*, *alias*) → None

Set an alias for an attribute name. The attribute alias is specified by *aliasname* and the attribute name is specified by *atname*. If the given alias already exists, a `DevFailed` exception is thrown.

Parameters

attr_name (`str`) full attribute name

alias (`str`) alias

Return None

Throws `ConnectionFailed`, `CommunicationFailed`, `DevFailed` from device (`DB_SQLError`)

put_class_attribute_property (*self*, *class_name*, *value*) → None

Insert or update a list of properties for the specified class.

Parameters

class_name (`str`) class name

propdata can be one of the following:

1. `tango.DbData` - several property data to be inserted
2. `sequence<DbDatum>` - several property data to be inserted
3. `dict<str, dict<str, obj>>` keys are attribute names and value being another dictionary which keys are the attribute property names and the value associated with each key being:
 - 3.1 `seq<str>`
 - 3.2 `tango.DbDatum`

Return None

Throws *ConnectionFailed*, *CommunicationFailed*, *DevFailed* from device (DB_SQLError)

put_class_property (*self*, *class_name*, *value*) → None

Insert or update a list of properties for the specified class.

Parameters

class_name (*str*) class name

value can be one of the following: 1. DbDatum - single property data to be inserted 2. DbData - several property data to be inserted 3. sequence<DbDatum> - several property data to be inserted 4. dict<str, DbDatum> - keys are property names and value has data to be inserted 5. dict<str, obj> - keys are property names and str(obj) is property value 6. dict<str, seq<str>> - keys are property names and value has data to be inserted

Return None

Throws *ConnectionFailed*, *CommunicationFailed*, *DevFailed* from device (DB_SQLError)

put_device_alias (*self*, *dev_name*, *alias*) → None

Query database for list of exported devices for the specified class.

Parameters

dev_name (*str*) device name

alias (*str*) alias name

Return None

put_device_attribute_property (*self*, *dev_name*, *value*) → None

Insert or update a list of properties for the specified device.

Parameters

dev_name (*str*) device name

value can be one of the following:

1. DbData - several property data to be inserted
2. sequence<DbDatum> - several property data to be inserted
3. dict<str, dict<str, obj>> keys are attribute names and value being another dictionary which keys are the attribute property names and the value associated with each key being:
 - 3.1 seq<str>
 - 3.2 tango.DbDatum

Return None

Throws *ConnectionFailed*, *CommunicationFailed*, *DevFailed* from device (DB_SQLError)

put_device_property (*self*, *dev_name*, *value*) → None

Insert or update a list of properties for the specified device.

Parameters

dev_name (*str*) object name

value can be one of the following:

1. DbDatum - single property data to be inserted
2. DbData - several property data to be inserted
3. sequence<DbDatum> - several property data to be inserted
4. dict<str, DbDatum> - keys are property names and value has data to be inserted
5. dict<str, obj> - keys are property names and str(obj) is property value
6. dict<str, seq<str>> - keys are property names and value has data to be inserted

Return None

Throws *ConnectionFailed*, *CommunicationFailed*, *DevFailed* from device (DB_SQLError)

put_property (*self*, *obj_name*, *value*) → None

Insert or update a list of properties for the specified object.

Parameters

obj_name (*str*) object name

value can be one of the following:

1. DbDatum - single property data to be inserted
2. DbData - several property data to be inserted
3. sequence<DbDatum> - several property data to be inserted
4. dict<str, DbDatum> - keys are property names and value has data to be inserted
5. dict<str, obj> - keys are property names and str(obj) is property value
6. dict<str, seq<str>> - keys are property names and value has data to be inserted

Return None

Throws *ConnectionFailed*, *CommunicationFailed*, *DevFailed* from device (DB_SQLError)

put_server_info (*self*, *info*) → None

Add/update server information in the database.

Parameters

info (*DbServerInfo*) new server information

Return None

Throws *ConnectionFailed*, *CommunicationFailed*, *DevFailed* from device (DB_SQLError)

New in PyTango 3.0.4

register_service (*self*, *serv_name*, *inst_name*, *dev_name*) → None

Register the specified service within the database.

Parameters

serv_name (*str*) service name
inst_name (*str*) instance name
dev_name (*str*) device name

Return None*New in PyTango 3.0.4***rename_server** (*self*, *old_ds_name*, *new_ds_name*) → None

Rename a device server process.

Parameters

old_ds_name (*str*) old name
new_ds_name (*str*) new name

Return None**Throws** *ConnectionFailed*, *CommunicationFailed*, *DevFailed* from device (*DB_SQLError*)*New in PyTango 8.1.0***reread_filedatabase** (*self*) → None

Force a complete refresh over the database if using a file based database.

Parameters None**Return** None*New in PyTango 7.0.0***set_access_checked** (*self*, *val*) → None

Sets or unsets the control access check.

Parameters**val** (*bool*) True to set or False to unset the access control**Return** None*New in PyTango 7.0.0***unexport_device** (*self*, *dev_name*) → None

Mark the specified device as unexported in the database

Example

```
db.unexport_device('my/own/device')
```

Parameters**dev_name** (*str*) device name**Return** None**unexport_event** (*self*, *event*) → None

Un-export an event from the database.

Parameters**event** (*str*) event**Return** None**Throws** *ConnectionFailed*, *CommunicationFailed*, *DevFailed* from device (*DB_SQLError*)*New in PyTango 7.0.0***unexport_server** (*self*, *server*) → None

Mark all devices exported for this server as unexported.

Parameters**server** (*str*) name of the server to be unexported with format: <server name>/<instance>**Return** None**Throws** *ConnectionFailed*, *CommunicationFailed*, *DevFailed* from device (*DB_SQLError*)**unregister_service** (*self*, *serv_name*, *inst_name*) → None

Unregister the specified service from the database.

Parameters**serv_name** (*str*) service name**inst_name** (*str*) instance name**Return** None*New in PyTango 3.0.4***write_filedatabase** (*self*) → None

Force a write to the file if using a file based database.

Parameters None**Return** None*New in PyTango 7.0.0***class** `tango.DbDatum`

A single database value which has a name, type, address and value and methods for inserting and extracting C++ native types. This is the fundamental type for specifying database properties. Every property has a name and has one or more values associated with it. A status flag indicates if there is data in the DbDatum object or not. An additional flag allows the user to activate exceptions.

Note: DbDatum is extended to support the python sequence API. This way the DbDatum behaves like a sequence of strings. This allows the user to work with a DbDatum as if it was working with the old list of strings.

*New in PyTango 7.0.0***is_empty** (*self*) → bool

Returns True or False depending on whether the DbDatum object contains data or not. It can be used to test whether a property is defined in the database or not.

Parameters None**Return** (*bool*) True if no data or False otherwise.

New in PyTango 7.0.0

size (*self*) → int

Returns the number of separate elements in the value.

Parameters None

Return the number of separate elements in the value.

New in PyTango 7.0.0

class `tango.DbDevExportInfo`

import info for a device (should be retrieved from the database) with the following members:

- **name** : (`str`) device name
- **ior** : (`str`) CORBA reference of the device
- **host** : name of the computer hosting the server
- **version** : (`str`) version
- **pid** : process identifier

class `tango.DbDevExportInfo`

import info for a device (should be retrieved from the database) with the following members:

- **name** : (`str`) device name
- **ior** : (`str`) CORBA reference of the device
- **host** : name of the computer hosting the server
- **version** : (`str`) version
- **pid** : process identifier

class `tango.DbDevImportInfo`

import info for a device (should be retrieved from the database) with the following members:

- **name** : (`str`) device name
- **exported** : 1 if device is running, 0 else
- **ior** : (`str`)CORBA reference of the device
- **version** : (`str`) version

class `tango.DbDevInfo`

A structure containing available information for a device with the following members:

- **name** : (`str`) name
- **_class** : (`str`) device class
- **server** : (`str`) server

class `tango.DbHistory`

A structure containing the modifications of a property. No public members.

get_attribute_name (*self*) → str

Returns the attribute name (empty for object properties or device properties)

Parameters None

Return (`str`) attribute name

get_date (*self*) → str

Returns the update date

Parameters None

Return (`str`) update date

get_name (*self*) → str

Returns the property name.

Parameters None

Return (`str`) property name

get_value (`self`) → `DbDatum`

Returns a COPY of the property value

Parameters None

Return (`DbDatum`) a COPY of the property value

is_deleted (`self`) → `bool`

Returns True if the property has been deleted or False otherwise

Parameters None

Return (`bool`) True if the property has been deleted or False otherwise

class `tango.DbServerInfo`

A structure containing available information for a device server with the following members:

- `name` : (`str`) name
- `host` : (`str`) host
- `mode` : (`str`) mode
- `level` : (`str`) level

5.5 Encoded API

This feature is only possible since PyTango 7.1.4

class `tango.EncodedAttribute`

decode_gray16 (`da`, `extract_as=<ExtensionMock name='_tango.ExtractAs.Numpy' id='140441519853808'>`)

Decode a 16 bits grayscale image (GRAY16) and returns a 16 bits gray scale image.

param da `DeviceAttribute` that contains the image

type da `DeviceAttribute`

param extract_as defaults to `ExtractAs.Numpy`

type extract_as `ExtractAs`

return the decoded data

- **In case String string is chosen as extract method, a tuple is returned:**
`width<int>, height<int>, buffer<str>`
- **In case Numpy is chosen as extract method, a `numpy.ndarray` is returned** with `ndim=2`, `shape=(height, width)` and `dtype=numpy.uint16`.
- **In case Tuple or List are chosen, a tuple<tuple<int>> or list<list<int>> is returned.**

Warning: The PyTango calls that return a *DeviceAttribute* (like *DeviceProxy.read_attribute()* or *DeviceProxy.command_inout()*) automatically extract the contents by default. This method requires that the given *DeviceAttribute* is obtained from a call which **DOESN'T** extract the contents.
Example:

```
dev = tango.DeviceProxy("a/b/c")
da = dev.read_attribute("my_attr", extract_as=tango.ExtractAs.Nothing)
enc = tango.EncodedAttribute()
data = enc.decode_gray16(da)
```

decode_gray8 (*da*, *extract_as*=<ExtensionMock name='_tango.ExtractAs.Numpy' id='140441519853808'>)

Decode a 8 bits grayscale image (JPEG_GRAY8 or GRAY8) and returns a 8 bits gray scale image.

param da *DeviceAttribute* that contains the image

type da *DeviceAttribute*

param extract_as defaults to *ExtractAs.Numpy*

type extract_as *ExtractAs*

return the decoded data

- In case String string is chosen as extract method, a tuple is returned:
width<int>, height<int>, buffer<str>
- In case Numpy is chosen as extract method, a *numpy.ndarray* is returned with ndim=2, shape=(height, width) and dtype=*numpy.uint8*.
- In case Tuple or List are chosen, a tuple<tuple<int>> or list<list<int>> is returned.

Warning: The PyTango calls that return a *DeviceAttribute* (like *DeviceProxy.read_attribute()* or *DeviceProxy.command_inout()*) automatically extract the contents by default. This method requires that the given *DeviceAttribute* is obtained from a call which **DOESN'T** extract the contents.
Example:

```
dev = tango.DeviceProxy("a/b/c")
da = dev.read_attribute("my_attr", extract_as=tango.ExtractAs.Nothing)
enc = tango.EncodedAttribute()
data = enc.decode_gray8(da)
```

decode_rgb32 (*da*, *extract_as*=<ExtensionMock name='_tango.ExtractAs.Numpy' id='140441519853808'>)

Decode a color image (JPEG_RGB or RGB24) and returns a 32 bits RGB image.

param da *DeviceAttribute* that contains the image

type da *DeviceAttribute*

param extract_as defaults to *ExtractAs.Numpy*

type extract_as *ExtractAs*

return the decoded data

- In case String string is chosen as extract method, a tuple is returned:
width<int>, height<int>, buffer<str>

- In case Numpy is chosen as extract method, a `numpy.ndarray` is returned with `ndim=2`, `shape=(height, width)` and `dtype=numpy.uint32`.
- In case Tuple or List are chosen, a `tuple<tuple<int>>` or `list<list<int>>` is returned.

Warning: The PyTango calls that return a `DeviceAttribute` (like `DeviceProxy.read_attribute()` or `DeviceProxy.command_inout()`) automatically extract the contents by default. This method requires that the given `DeviceAttribute` is obtained from a call which **DOESN'T** extract the contents. Example:

```
dev = tango.DeviceProxy("a/b/c")
da = dev.read_attribute("my_attr", extract_as=tango.ExtractAs.Nothing)
enc = tango.EncodedAttribute()
data = enc.decode_rgb32(da)
```

encode_gray16 (*gray16*, *width=0*, *height=0*)

Encode a 16 bit grayscale image (no compression)

param gray16 an object containing image information

type gray16 `str` or `buffer` or `numpy.ndarray` or `seq<seq<element>>`

param width image width. **MUST** be given if `gray16` is a string or if it is a `numpy.ndarray` with `ndims != 2`. Otherwise it is calculated internally.

type width `int`

param height image height. **MUST** be given if `gray16` is a string or if it is a `numpy.ndarray` with `ndims != 2`. Otherwise it is calculated internally.

type height `int`

Note: When `numpy.ndarray` is given:

- `gray16` **MUST** be CONTIGUOUS, ALIGNED
- if `gray16.ndims != 2`, `width` and `height` **MUST** be given and `gray16.nbytes/2` **MUST** match `width*height`
- if `gray16.ndims == 2`, `gray16.itemsize` **MUST** be 2 (typically, `gray16.dtype` is one of `numpy.dtype.int16`, `numpy.dtype.uint16`, `numpy.dtype.short` or `numpy.dtype.ushort`)

Example :

```
def read_myattr(self, attr):
    enc = tango.EncodedAttribute()
    data = numpy.arange(100, dtype=numpy.int16)
    data = numpy.array((data, data, data))
    enc.encode_gray16(data)
    attr.set_value(enc)
```

encode_gray8 (*gray8*, *width=0*, *height=0*)

Encode a 8 bit grayscale image (no compression)

param gray8 an object containing image information

type gray8 `str` or `numpy.ndarray` or `seq<seq<element>>`

param width image width. **MUST** be given if `gray8` is a string or if it is a `numpy.ndarray` with `ndims != 2`. Otherwise it is calculated internally.

type width `int`

param height image height. **MUST** be given if `gray8` is a string or if it is a `numpy.ndarray` with `ndims != 2`. Otherwise it is calculated internally.

type height `int`

Note: When `numpy.ndarray` is given:

- `gray8` **MUST** be CONTIGUOUS, ALIGNED
 - if `gray8.ndims != 2`, `width` and `height` **MUST** be given and `gray8.nbytes` **MUST** match `width*height`
 - if `gray8.ndims == 2`, `gray8.itemsize` **MUST** be 1 (typically, `gray8.dtype` is one of `numpy.dtype.byte`, `numpy.dtype.ubyte`, `numpy.dtype.int8` or `numpy.dtype.uint8`)
-

Example :

```
def read_myattr(self, attr):
    enc = tango.EncodedAttribute()
    data = numpy.arange(100, dtype=numpy.byte)
    data = numpy.array((data, data, data))
    enc.encode_gray8(data)
    attr.set_value(enc)
```

encode_jpeg_gray8 (*gray8, width=0, height=0, quality=100.0*)

Encode a 8 bit grayscale image as JPEG format

param gray8 an object containing image information

type gray8 `str` or `numpy.ndarray` or `seq< seq<element> >`

param width image width. **MUST** be given if `gray8` is a string or if it is a `numpy.ndarray` with `ndims != 2`. Otherwise it is calculated internally.

type width `int`

param height image height. **MUST** be given if `gray8` is a string or if it is a `numpy.ndarray` with `ndims != 2`. Otherwise it is calculated internally.

type height `int`

param quality Quality of JPEG (0=poor quality 100=max quality) (default is 100.0)

type quality `float`

Note: When `numpy.ndarray` is given:

- `gray8` **MUST** be CONTIGUOUS, ALIGNED
 - if `gray8.ndims != 2`, `width` and `height` **MUST** be given and `gray8.nbytes` **MUST** match `width*height`
 - if `gray8.ndims == 2`, `gray8.itemsize` **MUST** be 1 (typically, `gray8.dtype` is one of `numpy.dtype.byte`, `numpy.dtype.ubyte`, `numpy.dtype.int8` or `numpy.dtype.uint8`)
-

Example :

```
def read_myattr(self, attr):
    enc = tango.EncodedAttribute()
    data = numpy.arange(100, dtype=numpy.byte)
    data = numpy.array((data, data, data))
    enc.encode_jpeg_gray8(data)
    attr.set_value(enc)
```

encode_jpeg_rgb24 (*rgb24*, *width=0*, *height=0*, *quality=100.0*)

Encode a 24 bit rgb color image as JPEG format.

param rgb24 an object containing image information

type rgb24 `str` or `numpy.ndarray` or `seq< seq<element> >`

param width image width. **MUST** be given if `rgb24` is a string or if it is a `numpy.ndarray` with `ndims != 3`. Otherwise it is calculated internally.

type width `int`

param height image height. **MUST** be given if `rgb24` is a string or if it is a `numpy.ndarray` with `ndims != 3`. Otherwise it is calculated internally.

type height `int`

param quality Quality of JPEG (0=poor quality 100=max quality) (default is 100.0)

type quality `float`

Note: When `numpy.ndarray` is given:

- `rgb24` **MUST** be CONTIGUOUS, ALIGNED
- if `rgb24.ndims != 3`, `width` and `height` **MUST** be given and `rgb24.nbytes/3` **MUST** match `width*height`
- if `rgb24.ndims == 3`, `rgb24.itemsize` **MUST** be 1 (typically, `rgb24.dtype` is one of `numpy.dtype.byte`, `numpy.dtype.ubyte`, `numpy.dtype.int8` or `numpy.dtype.uint8`) and shape **MUST** be (`height`, `width`, 3)

Example :

```
def read_myattr(self, attr):
    enc = tango.EncodedAttribute()
    # create an 'image' where each pixel is R=0x01, G=0x01, B=0x01
    arr = numpy.ones((10,10,3), dtype=numpy.uint8)
    enc.encode_jpeg_rgb24(data)
    attr.set_value(enc)
```

encode_jpeg_rgb32 (*rgb32*, *width=0*, *height=0*, *quality=100.0*)

Encode a 32 bit rgb color image as JPEG format.

param rgb32 an object containing image information

type rgb32 `str` or `numpy.ndarray` or `seq< seq<element> >`

param width image width. **MUST** be given if `rgb32` is a string or if it is a `numpy.ndarray` with `ndims != 2`. Otherwise it is calculated internally.

type width `int`

param height image height. **MUST** be given if `rgb32` is a string or if it is a `numpy.ndarray` with `ndims != 2`. Otherwise it is calculated internally.

type height `int`

Note: When `numpy.ndarray` is given:

- `rgb32` **MUST** be CONTIGUOUS, ALIGNED
 - if `rgb32.ndims != 2`, width and height **MUST** be given and `rgb32.nbytes/4` **MUST** match `width*height`
 - if `rgb32.ndims == 2`, `rgb32.itemsize` **MUST** be 4 (typically, `rgb32.dtype` is one of `numpy.dtype.int32`, `numpy.dtype.uint32`)
-

Example :

```
def read_myattr(self, attr):
    enc = tango.EncodedAttribute()
    data = numpy.arange(100, dtype=numpy.int32)
    data = numpy.array((data,data,data))
    enc.encode_jpeg_rgb32(data)
    attr.set_value(enc)
```

encode_rgb24 (`rgb24`, `width=0`, `height=0`)

Encode a 24 bit color image (no compression)

param rgb24 an object containing image information

type rgb24 `str` or `numpy.ndarray` or `seq< seq<element> >`

param width image width. **MUST** be given if `rgb24` is a string or if it is a `numpy.ndarray` with `ndims != 3`. Otherwise it is calculated internally.

type width `int`

param height image height. **MUST** be given if `rgb24` is a string or if it is a `numpy.ndarray` with `ndims != 3`. Otherwise it is calculated internally.

type height `int`

Note: When `numpy.ndarray` is given:

- `rgb24` **MUST** be CONTIGUOUS, ALIGNED
 - if `rgb24.ndims != 3`, width and height **MUST** be given and `rgb24.nbytes/3` **MUST** match `width*height`
 - if `rgb24.ndims == 3`, `rgb24.itemsize` **MUST** be 1 (typically, `rgb24.dtype` is one of `numpy.dtype.byte`, `numpy.dtype.ubyte`, `numpy.dtype.int8` or `numpy.dtype.uint8`) and shape **MUST** be (`height`, `width`, 3)
-

Example :

```
def read_myattr(self, attr):
    enc = tango.EncodedAttribute()
    # create an 'image' where each pixel is R=0x01, G=0x01, B=0x01
    arr = numpy.ones((10,10,3), dtype=numpy.uint8)
    enc.encode_rgb24(data)
    attr.set_value(enc)
```

5.6 The Utilities API

```
class tango.utils.EventCallback (format='{date} {dev_name} {name} {type} {value}',
                                fd=<_io.TextIOWrapper name='<stdout>' mode='w'
                                encoding='UTF-8', max_buf=100)
```

Useful event callback for test purposes

Usage:

```
>>> dev = tango.DeviceProxy(dev_name)
>>> cb = tango.utils.EventCallback()
>>> id = dev.subscribe_event("state", tango.EventType.CHANGE_EVENT, cb, [])
2011-04-06 15:33:18.910474 sys/tg_test/1 STATE CHANGE [ATTR_VALID] ON
```

Allowed format keys are:

- date (event timestamp)
- reception_date (event reception timestamp)
- type (event type)
- dev_name (device name)
- name (attribute name)
- value (event value)

New in PyTango 7.1.4

get_events ()

Returns the list of events received by this callback

Returns the list of events received by this callback

Return type sequence<obj>

push_event (evt)

Internal usage only

tango.utils.is_pure_str (obj)

Tells if the given object is a python string.

In python 2.x this means any subclass of basestring. In python 3.x this means any subclass of str.

Parameters obj (object) – the object to be inspected

Returns True is the given obj is a string or False otherwise

Return type bool

tango.utils.is_seq (obj)

Tells if the given object is a python sequence.

It will return True for any collections.Sequence (list, tuple, str, bytes, unicode), bytearray and (if numpy is enabled) numpy.ndarray

Parameters obj (object) – the object to be inspected

Returns True is the given obj is a sequence or False otherwise

Return type bool

tango.utils.is_non_str_seq (obj)

Tells if the given object is a python sequence (excluding string sequences).

It will return True for any collections.Sequence (list, tuple (and bytes in python3)), bytearray and (if numpy is enabled) numpy.ndarray

Parameters obj (object) – the object to be inspected

Returns True is the given obj is a sequence or False otherwise

Return type bool

`tango.utils.is_integer(obj)`

Tells if the given object is a python integer.

It will return True for any int, long (in python 2) and (if numpy is enabled) `numpy.integer`

Parameters `obj` (`object`) – the object to be inspected

Returns True is the given `obj` is a python integer or False otherwise

Return type `bool`

`tango.utils.is_number(obj)`

Tells if the given object is a python number.

It will return True for any numbers.Number and (if numpy is enabled) `numpy.number`

Parameters `obj` (`object`) – the object to be inspected

Returns True is the given `obj` is a python number or False otherwise

Return type `bool`

`tango.utils.is_bool(tg_type, inc_array=False)`

Tells if the given tango type is boolean

Parameters

- **tg_type** (`tango.CmdArgType`) – tango type
- **inc_array** (`bool`) – (optional, default is False) determines if include array in the list of checked types

Returns True if the given tango type is boolean or False otherwise

Return type `bool`

`tango.utils.is_scalar_type(tg_type)`

Tells if the given tango type is a scalar

Parameters **tg_type** (`tango.CmdArgType`) – tango type

Returns True if the given tango type is a scalar or False otherwise

Return type `bool`

`tango.utils.is_array_type(tg_type)`

Tells if the given tango type is an array type

Parameters **tg_type** (`tango.CmdArgType`) – tango type

Returns True if the given tango type is an array type or False otherwise

Return type `bool`

`tango.utils.is_numerical_type(tg_type, inc_array=False)`

Tells if the given tango type is numerical

Parameters

- **tg_type** (`tango.CmdArgType`) – tango type
- **inc_array** (`bool`) – (optional, default is False) determines if include array in the list of checked types

Returns True if the given tango type is a numerical or False otherwise

Return type `bool`

`tango.utils.is_int_type(tg_type, inc_array=False)`

Tells if the given tango type is integer

Parameters

- **tg_type** (`tango.CmdArgType`) – tango type
- **inc_array** (`bool`) – (optional, default is False) determines if include array in the list of checked types

Returns True if the given tango type is integer or False otherwise

Return type `bool`

`tango.utils.is_float_type` (*tg_type*, *inc_array=False*)

Tells if the given tango type is float

Parameters

- **tg_type** (*tango.CmdArgType*) – tango type
- **inc_array** (`bool`) – (optional, default is `False`) determines if include array in the list of checked types

Returns True if the given tango type is float or `False` otherwise

Return type `bool`

`tango.utils.is_bool_type` (*tg_type*, *inc_array=False*)

Tells if the given tango type is boolean

Parameters

- **tg_type** (*tango.CmdArgType*) – tango type
- **inc_array** (`bool`) – (optional, default is `False`) determines if include array in the list of checked types

Returns True if the given tango type is boolean or `False` otherwise

Return type `bool`

`tango.utils.is_bin_type` (*tg_type*, *inc_array=False*)

Tells if the given tango type is binary

Parameters

- **tg_type** (*tango.CmdArgType*) – tango type
- **inc_array** (`bool`) – (optional, default is `False`) determines if include array in the list of checked types

Returns True if the given tango type is binary or `False` otherwise

Return type `bool`

`tango.utils.is_str_type` (*tg_type*, *inc_array=False*)

Tells if the given tango type is string

Parameters

- **tg_type** (*tango.CmdArgType*) – tango type
- **inc_array** (`bool`) – (optional, default is `False`) determines if include array in the list of checked types

Returns True if the given tango type is string or `False` otherwise

Return type `bool`

`tango.utils.obj_2_str` (*obj*, *tg_type=None*)

Converts a python object into a string according to the given tango type

Parameters

- **obj** (*object*) – the object to be converted
- **tg_type** (*tango.CmdArgType*) – tango type

Returns a string representation of the given object

Return type `str`

`tango.utils.seqStr_2_obj` (*seq*, *tg_type*, *tg_format=None*)

Translates a sequence<str> to a sequence of objects of give type and format

Parameters

- **seq** (*sequence<str>*) – the sequence

- **tg_type** (*tango.CmdArgType*) – tango type
- **tg_format** (*tango.AttrDataFormat*) – (optional, default is None, meaning SCALAR) tango format

Returns a new sequence

`tango.utils.scalar_to_array_type(tg_type)`

Gives the array tango type corresponding to the given tango scalar type. Example: giving DevLong will return DevVarLongArray.

Parameters **tg_type** (*tango.CmdArgType*) – tango type

Returns the array tango type for the given scalar tango type

Return type *tango.CmdArgType*

Raises **ValueError** – in case the given dtype is not a tango scalar type

`tango.utils.get_home()`

Find user's home directory if possible. Otherwise raise error.

Returns user's home directory

Return type *str*

New in PyTango 7.1.4

`tango.utils.requires_pytango(min_version=None, conflicts=(), software_name='Software')`

Determines if the required PyTango version for the running software is present. If not an exception is thrown. Example usage:

```
from tango import requires_pytango

requires_pytango('7.1', conflicts=['8.1.1'], software='MyDS')
```

Parameters

- **min_version** (*None, str, LooseVersion*) – minimum PyTango version [default: None, meaning no minimum required]. If a string is given, it must be in the valid version number format (see: *LooseVersion*)
- **conflicts** (*seq<str/LooseVersion>*) – a sequence of PyTango versions which conflict with the software using it
- **software_name** (*str*) – software name using tango. Used in the exception message

Raises **Exception** – if the required PyTango version is not met

New in PyTango 8.1.4

`tango.utils.requires_tango(min_version=None, conflicts=(), software_name='Software')`

Determines if the required Tango version for the running software is present. If not an exception is thrown. Example usage:

```
from tango import requires_tango

requires_tango('7.1', conflicts=['8.1.1'], software='MyDS')
```

Parameters

- **min_version** (*None, str, LooseVersion*) – minimum Tango version [default: None, meaning no minimum required]. If a string is given, it must be in the valid version number format (see: *LooseVersion*)
- **conflicts** (*seq<str/LooseVersion>*) – a sequence of Tango versions which conflict with the software using it

- **software_name** (*str*) – software name using Tango. Used in the exception message

Raises **Exception** – if the required Tango version is not met

New in PyTango 8.1.4

5.7 Exception API

5.7.1 Exception definition

All the exceptions that can be thrown by the underlying Tango C++ API are available in the PyTango python module. Hence a user can catch one of the following exceptions:

- *DevFailed*
- *ConnectionFailed*
- *CommunicationFailed*
- *WrongNameSyntax*
- *NonDbDevice*
- *WrongData*
- *NonSupportedFeature*
- *AsyncCall*
- *AsyncReplyNotArrived*
- *EventSystemFailed*
- *NamedDevFailedList*
- *DeviceUnlocked*

When an exception is caught, the `sys.exc_info()` function returns a tuple of three values that give information about the exception that is currently being handled. The values returned are (type, value, traceback). Since most functions don't need access to the traceback, the best solution is to use something like `exctype, value = sys.exc_info()[:2]` to extract only the exception type and value. If one of the Tango exceptions is caught, the `exctype` will be class name of the exception (`DevFailed`, .. etc) and the value a tuple of dictionary objects all of which containing the following kind of key-value pairs:

- **reason**: a string describing the error type (more readable than the associated error code)
- **desc**: a string describing in plain text the reason of the error.
- **origin**: a string giving the name of the (C++ API) method which thrown the exception
- **severity**: one of the strings `WARN`, `ERR`, `PANIC` giving severity level of the error.

```
1 import tango
2
3 # How to protect the script from exceptions raised by the Tango
4 try:
5     # Get proxy on a non existing device should throw an exception
6     device = tango.DeviceProxy("non/existing/device")
7 except DevFailed as df:
8     print("Failed to create proxy to non/existing/device:\n%s" % df)
```


5.7.2 Throwing exception in a device server

The C++ `tango::Except` class with its most important methods have been wrapped to Python. Therefore, in a Python device server, you have the following methods to throw, re-throw or print a `Tango::DevFailed` exception :

- `throw_exception()` which is a static method
- `re_throw_exception()` which is also a static method
- `print_exception()` which is also a static method

The following code is an example of a command method requesting a command on a sub-device and re-throwing the exception in case of:

```

1 try:
2     dev.command_inout("SubDevCommand")
3 except tango.DevFailed as df:
4     tango.Except.re_throw_exception(df,
5         "MyClass_CommandFailed",
6         "Sub device command SubdevCommand failed",
7         "Command() ")

```

line 2 Send the command to the sub device in a try/catch block

line 4-6 Re-throw the exception and add a new level of information in the exception stack

5.7.3 Exception API

class `tango.Except`

A container for the static methods:

- `throw_exception`
- `re_throw_exception`
- `print_exception`
- `compare_exception`

class `tango.DevError`

Structure describing any error resulting from a command execution, or an attribute query, with following members:

- `reason` : (`str`) reason
- `severity` : (`ErrSeverity`) error severity (WARN, ERR, PANIC)
- `desc` : (`str`) error description
- `origin` : (`str`) Tango server method in which the error happened

exception `tango.DevFailed`

exception `tango.ConnectionFailed`

This exception is thrown when a problem occurs during the connection establishment between the application and the device. The API is stateless. This means that `DeviceProxy` constructors filter most of the exception except for cases described in the following table.

The desc `DevError` structure field allows a user to get more precise information. These informations are :

DB_DeviceNotDefined The name of the device not defined in the database

API_CommandFailed The device and command name

API_CantConnectToDevice The device name

API_CorbaException The name of the CORBA exception, its reason, its locality, its completed flag and its minor code

API_CantConnectToDatabase The database server host and its port number

API_DeviceNotExported The device name

exception `tango.CommunicationFailed`

This exception is thrown when a communication problem is detected during the communication between the client application and the device server. It is a two levels `Tango::DevError` structure. In case of time-out, the `DevError` structures fields are:

Level	Reason	Desc	Severity
0	<code>API_CorbaException</code>	CORBA exception fields translated into a string	ERR
1	<code>API_DeviceTimedOut</code>	String with time-out value and device name	ERR

For all other communication errors, the `DevError` structures fields are:

Level	Reason	Desc	Severity
0	<code>API_CorbaException</code>	CORBA exception fields translated into a string	ERR
1	<code>API_CommunicationFailed</code>	String with device, method, command/attribute name	ERR

exception `tango.WrongNameSyntax`

This exception has only one level of `Tango::DevError` structure. The possible value for the reason field are :

API_UnsupportedProtocol This error occurs when trying to build a `DeviceProxy` or an `AttributeProxy` instance for a device with an unsupported protocol. Refer to the appendix on device naming syntax to get the list of supported database modifier

API_UnsupportedDBaseModifier This error occurs when trying to build a `DeviceProxy` or an `AttributeProxy` instance for a device/attribute with a database modifier unsupported. Refer to the appendix on device naming syntax to get the list of supported database modifier

API_WrongDeviceNameSyntax This error occurs for all the other error in device name syntax. It is thrown by the `DeviceProxy` class constructor.

API_WrongAttributeNameSyntax This error occurs for all the other error in attribute name syntax. It is thrown by the `AttributeProxy` class constructor.

API_WrongWildcardUsage This error occurs if there is a bad usage of the wildcard character

exception `tango.NonDbDevice`

This exception has only one level of `Tango::DevError` structure. The reason field is set to `API_NonDatabaseDevice`. This exception is thrown by the API when using the `DeviceProxy` or `AttributeProxy` class database access for non-database device.

exception `tango.WrongData`

This exception has only one level of `Tango::DevError` structure. The possible value for the reason field are :

API_EmptyDbDatum This error occurs when trying to extract data from an empty `DbDatum` object

API_IncompatibleArgumentType This error occurs when trying to extract data with a type different than the type used to send the data

API_EmptyDeviceAttribute This error occurs when trying to extract data from an empty `DeviceAttribute` object

API_IncompatibleAttrArgumentType This error occurs when trying to extract attribute data with a type different than the type used to send the data

- API_EmptyDeviceData** This error occurs when trying to extract data from an empty DeviceData object
- API_IncompatibleCmdArgumentType** This error occurs when trying to extract command data with a type different than the type used to send the data
- exception** `tango.NonSupportedFeature`
 This exception is thrown by the API layer when a request to a feature implemented in Tango device interface release n is requested for a device implementing Tango device interface n-x. There is one possible value for the reason field which is `API_UnsupportedFeature`.
- exception** `tango.AsynCall`
 This exception is thrown by the API layer when a the asynchronous model id badly used. This exception has only one level of `Tango::DevError` structure. The possible value for the reason field are :
- API_BadAsynPollId** This error occurs when using an asynchronous request identifier which is not valid any more.
- API_BadAsyn** This error occurs when trying to fire callback when no callback has been previously registered
- API_BadAsynReqType** This error occurs when trying to get result of an asynchronous request with an asynchronous request identifier returned by a non-coherent asynchronous request (For instance, using the asynchronous request identifier returned by a `command_inout_asynch()` method with a `read_attribute_reply()` attribute).
- exception** `tango.AsynReplyNotArrived`
 This exception is thrown by the API layer when:
- a request to get asynchronous reply is made and the reply is not yet arrived
 - a blocking wait with timeout for asynchronous reply is made and the timeout expired.
- There is one possible value for the reason field which is `API_AsynReplyNotArrived`.
- exception** `tango.EventSystemFailed`
 This exception is thrown by the API layer when subscribing or unsubscribing from an event failed. This exception has only one level of `Tango::DevError` structure. The possible value for the reason field are :
- API_NotificationServiceFailed** This error occurs when the `subscribe_event()` method failed trying to access the CORBA notification service
- API_EventNotFound** This error occurs when you are using an incorrect `event_id` in the `unsubscribe_event()` method
- API_InvalidArgs** This error occurs when NULL pointers are passed to the `subscribe` or `unsubscribe` event methods
- API_MethodArgument** This error occurs when trying to subscribe to an event which has already been subscribed to
- API_DSFailedRegisteringEvent** This error means that the device server to which the device belongs to failed when it tries to register the event. Most likely, it means that there is no event property defined
- API_EventNotFound** Occurs when using a wrong event identifier in the `unsubscribe_event` method
- exception** `tango.DeviceUnlocked`
 This exception is thrown by the API layer when a device locked by the process has been unlocked by an admin client. This exception has two levels of `Tango::DevError` structure. There is only possible value for the reason field which is

API_DeviceUnlocked The device has been unlocked by another client (administration client)

The first level is the message reported by the Tango kernel from the server side. The second layer is added by the client API layer with informations on which API call generates the exception and device name.

exception `tango.NotAllowed`

exception `tango.NamedDevFailedList`

This exception is only thrown by the `DeviceProxy::write_attributes()` method. In this case, it is necessary to have a new class of exception to transfer the error stack for several attribute(s) which failed during the writing. Therefore, this exception class contains for each attributes which failed :

- The name of the attribute
- Its index in the vector passed as argumen tof the `write_attributes()` method
- The error stack

How to

This is a small list of how-tos specific to PyTango. A more general Tango how-to list can be found [here](#).

6.1 Check the default TANGO host

The default TANGO host can be defined using the environment variable `TANGO_HOST` or in a `tangorc` file (see [Tango environment variables](#) for complete information)

To check what is the current value that TANGO uses for the default configuration simple do:

```
1 >>> import tango
2 >>> tango.ApiUtil.get_env_var("TANGO_HOST")
3 'homer.simpson.com:10000'
```

6.2 Check TANGO version

There are two library versions you might be interested in checking: The PyTango version:

```
1 >>> import tango
2 >>> tango.__version__
3 '9.2.1'
4 >>> tango.__version_info__
5 (9, 2, 1)
```

and the Tango C++ library version that PyTango was compiled with:

```
1 >>> import tango
2 >>> tango.constants.TgLibVers
3 '9.2.2'
```

6.3 Report a bug

Bugs can be reported as tickets in [TANGO Source forge](#).

When making a bug report don't forget to select *PyTango* in **Category**.

It is also helpfull if you can put in the ticket description the PyTango information. It can be a dump of:

```
$ python -c "from tango.utils import info; print(info())"
```

6.4 Test the connection to the Device and get it's current state

One of the most basic examples is to get a reference to a device and determine if it is running or not:

```
1 from tango import DeviceProxy
2
3 # Get proxy on the tango_test1 device
4 print("Creating proxy to TangoTest device...")
5 tango_test = DeviceProxy("sys/tg_test/1")
6
7 # ping it
8 print(tango_test.ping())
9
10 # get the state
11 print(tango_test.state())
```

6.5 Read and write attributes

Basic read/write attribute operations:

```
1 from tango import DeviceProxy
2
3 # Get proxy on the tango_test1 device
4 print("Creating proxy to TangoTest device...")
5 tango_test = DeviceProxy("sys/tg_test/1")
6
7 # Read a scalar attribute. This will return a tango.DeviceAttribute
8 # Member 'value' contains the attribute value
9 scalar = tango_test.read_attribute("long_scalar")
10 print("Long_scalar value = {0}".format(scalar.value))
11
12 # PyTango provides a shorter way:
13 scalar = tango_test.long_scalar.value
14 print("Long_scalar value = {0}".format(scalar))
15
16 # Read a spectrum attribute
17 spectrum = tango_test.read_attribute("double_spectrum")
18 # ... or, the shorter version:
19 spectrum = tango_test.double_spectrum
20
21 # Write a scalar attribute
22 scalar_value = 18
23 tango_test.write_attribute("long_scalar", scalar_value)
24
25 # PyTango provides a shorter way:
26 tango_test.long_scalar = scalar_value
27
28 # Write a spectrum attribute
29 spectrum_value = [1.2, 3.2, 12.3]
30 tango_test.write_attribute("double_spectrum", spectrum_value)
31 # ... or, the shorter version:
32 tango_test.double_spectrum = spectrum_value
33
34 # Write an image attribute
35 image_value = [ [1, 2], [3, 4] ]
36 tango_test.write_attribute("long_image", image_value)
37 # ... or, the shorter version:
38 tango_test.long_image = image_value
```

Note that if PyTango is compiled with numpy support the values got when reading a spectrum or an image will be numpy arrays. This results in a faster and more memory efficient PyTango. You can also use numpy to specify the values when writing attributes, especially if you know the exact attribute type:

```

1 import numpy
2 from tango import DeviceProxy
3
4 # Get proxy on the tango_test1 device
5 print("Creating proxy to TangoTest device...")
6 tango_test = DeviceProxy("sys/tg_test/1")
7
8 data_1d_long = numpy.arange(0, 100, dtype=numpy.int32)
9
10 tango_test.long_spectrum = data_1d_long
11
12 data_2d_float = numpy.zeros((10,20), dtype=numpy.float64)
13
14 tango_test.double_image = data_2d_float

```

6.6 Execute commands

As you can see in the following example, when scalar types are used, the Tango binding automatically manages the data types, and writing scripts is quite easy:

```

1 from tango import DeviceProxy
2
3 # Get proxy on the tango_test1 device
4 print("Creating proxy to TangoTest device...")
5 tango_test = DeviceProxy("sys/tg_test/1")
6
7 # First use the classical command_inout way to execute the DevString command
8 # (DevString in this case is a command of the Tango_Test device)
9
10 result = tango_test.command_inout("DevString", "First hello to device")
11 print("Result of execution of DevString command = {0}".format(result))
12
13 # the same can be achieved with a helper method
14 result = tango_test.DevString("Second Hello to device")
15 print("Result of execution of DevString command = {0}".format(result))
16
17 # Please note that argin argument type is automatically managed by python
18 result = tango_test.DevULong(12456)
19 print("Result of execution of DevULong command = {0}".format(result))

```

6.7 Execute commands with more complex types

In this case you have to use put your arguments data in the correct python structures:

```

1 from tango import DeviceProxy
2
3 # Get proxy on the tango_test1 device
4 print("Creating proxy to TangoTest device...")
5 tango_test = DeviceProxy("sys/tg_test/1")
6
7 # The input argument is a DevVarLongStringArray so create the argin
8 # variable containing an array of longs and an array of strings

```

```
9 argin = ([1,2,3], ["Hello", "TangoTest device"])
10
11 result = tango_test.DevVarLongArray(argin)
12 print("Result of execution of DevVarLongArray command = {}".format(result))
```

6.8 Work with Groups

Todo

write this how to

6.9 Handle errors

Todo

write this how to

For now check *Exception API*.

6.10 Registering devices

Here is how to define devices in the Tango DataBase:

```
1 from tango import Database, DbDevInfo
2
3 # A reference on the DataBase
4 db = Database()
5
6 # The 3 devices name we want to create
7 # Note: these 3 devices will be served by the same DServer
8 new_device_name1 = "px1/tdl/mouse1"
9 new_device_name2 = "px1/tdl/mouse2"
10 new_device_name3 = "px1/tdl/mouse3"
11
12 # Define the Tango Class served by this DServer
13 new_device_info_mouse = DbDevInfo()
14 new_device_info_mouse._class = "Mouse"
15 new_device_info_mouse.server = "ds_Mouse/server_mouse"
16
17 # add the first device
18 print("Creating device: %s" % new_device_name1)
19 new_device_info_mouse.name = new_device_name1
20 db.add_device(new_device_info_mouse)
21
22 # add the next device
23 print("Creating device: %s" % new_device_name2)
24 new_device_info_mouse.name = new_device_name2
25 db.add_device(new_device_info_mouse)
26
27 # add the third device
28 print("Creating device: %s" % new_device_name3)
29 new_device_info_mouse.name = new_device_name3
30 db.add_device(new_device_info_mouse)
```


6.10.1 Setting up device properties

A more complex example using python subtleties. The following python script example (containing some functions and instructions manipulating a Galil motor axis device server) gives an idea of how the Tango API should be accessed from Python:

```

1  from tango import DeviceProxy
2
3  # connecting to the motor axis device
4  axis1 = DeviceProxy("microxas/motorisation/galilbox")
5
6  # Getting Device Properties
7  property_names = ["AxisBoxAttachement",
8                   "AxisEncoderType",
9                   "AxisNumber",
10                  "CurrentAcceleration",
11                  "CurrentAccuracy",
12                  "CurrentBacklash",
13                  "CurrentDeceleration",
14                  "CurrentDirection",
15                  "CurrentMotionAccuracy",
16                  "CurrentOvershoot",
17                  "CurrentRetry",
18                  "CurrentScale",
19                  "CurrentSpeed",
20                  "CurrentVelocity",
21                  "EncoderMotorRatio",
22                  "logging_level",
23                  "logging_target",
24                  "UserEncoderRatio",
25                  "UserOffset"]
26
27  axis_properties = axis1.get_property(property_names)
28  for prop in axis_properties.keys():
29      print("%s: %s" % (prop, axis_properties[prop][0]))
30
31  # Changing Properties
32  axis_properties["AxisBoxAttachement"] = ["microxas/motorisation/galilbox"]
33  axis_properties["AxisEncoderType"] = ["1"]
34  axis_properties["AxisNumber"] = ["6"]
35  axis1.put_property(axis_properties)

```

6.11 Write a server

Before reading this chapter you should be aware of the TANGO basic concepts. This chapter does not explain what a Tango device or a device server is. This is explained in details in the [Tango control system manual](#)

Since version 8.1, PyTango provides a helper module which simplifies the development of a Tango device server. This helper is provided through the `tango.server` module.

Here is a simple example on how to write a *Clock* device server using the high level API

```

1  import time
2  from tango.server import Device, attribute, command, pipe
3
4

```

```

5  class Clock(Device):
6
7      @attribute
8      def time(self):
9          return time.time()
10
11     @command(dtype_in=str, dtype_out=str)
12     def strftime(self, format):
13         return time.strftime(format)
14
15     @pipe
16     def info(self):
17         return ('Information',
18                dict(manufacturer='Tango',
19                    model='PS2000',
20                    version_number=123))
21
22
23 if __name__ == "__main__":
24     Clock.run_server()

```

line 2 import the necessary symbols

line 5 tango device class definition. A Tango device must inherit from `tango.server.Device`

line 7-9 definition of the *time* attribute. By default, attributes are double, scalar, read-only. Check the `attribute` for the complete list of attribute options.

line 11-13 the method *strftime* is exported as a Tango command. It receives a string as argument and it returns a string. If a method is to be exported as a Tango command, it must be decorated as such with the `command()` decorator

line 15-20 definition of the *info* pipe. Check the `pipe` for the complete list of pipe options.

line 24 start the Tango run loop. The mandatory argument is a list of python classes that are to be exported as Tango classes. Check `run()` for the complete list of options

Here is a more complete example on how to write a *PowerSupply* device server using the high level API. The example contains:

1. a read-only double scalar attribute called *voltage*
2. a read/write double scalar expert attribute *current*
3. a read-only double image attribute called *noise*
4. a *ramp* command
5. a *host* device property
6. a *port* class property

```

1  from time import time
2  from numpy.random import random_sample
3
4  from tango import AttrQuality, AttrWriteType, DispLevel
5  from tango.server import Device, attribute, command
6  from tango.server import class_property, device_property
7
8
9  class PowerSupply(Device):
10
11     current = attribute(label="Current", dtype=float,
12                       display_level=DispLevel.EXPERT,
13                       access=AttrWriteType.READ_WRITE,
14                       unit="A", format="8.4f",

```

```

15         min_value=0.0, max_value=8.5,
16         min_alarm=0.1, max_alarm=8.4,
17         min_warning=0.5, max_warning=8.0,
18         fget="get_current", fset="set_current",
19         doc="the power supply current")
20
21     noise = attribute(label="Noise", dtype=((float,)),
22                     max_dim_x=1024, max_dim_y=1024,
23                     fget="get_noise")
24
25     host = device_property(dtype=str)
26     port = class_property(dtype=int, default_value=9788)
27
28     @attribute
29     def voltage(self):
30         self.info_stream("get voltage(%s, %d)" % (self.host, self.port))
31         return 10.0
32
33     def get_current(self):
34         return 2.3456, time(), AttrQuality.ATTR_WARNING
35
36     def set_current(self, current):
37         print("Current set to %f" % current)
38
39     def get_noise(self):
40         return random_sample((1024, 1024))
41
42     @command(dtype_in=float)
43     def ramp(self, value):
44         print("Ramping up...")
45
46
47 if __name__ == "__main__":
48     PowerSupply.run_server()

```

6.12 Server logging

This chapter instructs you on how to use the tango logging API (log4tango) to create tango log messages on your device server.

The logging system explained here is the Tango Logging Service (TLS). For detailed information on how this logging system works please check:

- [3.5 The tango logging service](#)
- [9.3 The tango logging service](#)

The easiest way to start seeing log messages on your device server console is by starting it with the verbose option. Example:

```
python PyDsExp.py PyDs1 -v4
```

This activates the console tango logging target and filters messages with importance level DEBUG or more. The links above provided detailed information on how to configure log levels and log targets. In this document we will focus on how to write log messages on your device server.

6.12.1 Basic logging

The most basic way to write a log message on your device is to use the `Device` logging related methods:

- `debug_stream()`
- `info_stream()`
- `warn_stream()`
- `error_stream()`
- `fatal_stream()`

Example:

```
1 def read_voltage(self):
2     self.info_stream("read voltage attribute")
3     # ...
4     return voltage_value
```

This will print a message like:

```
1282206864 [-1215867200] INFO test/power_supply/1 read voltage attribute
```

every time a client asks to read the *voltage* attribute value.

The logging methods support argument list feature (since PyTango 8.1). Example:

```
1 def read_voltage(self):
2     self.info_stream("read_voltage(%s, %d)", self.host, self.port)
3     # ...
4     return voltage_value
```

6.12.2 Logging with print statement

This feature is only possible since PyTango 7.1.3

It is possible to use the print statement to log messages into the tango logging system. This is achieved by using the python's print extend form sometimes referred to as *print chevron*.

Same example as above, but now using *print chevron*:

```
1 def read_voltage(self, the_att):
2     print >>self.log_info, "read voltage attribute"
3     # ...
4     return voltage_value
```

Or using the python 3k print function:

```
1 def read_Long_attr(self, the_att):
2     print("read voltage attribute", file=self.log_info)
3     # ...
4     return voltage_value
```

6.12.3 Logging with decorators

This feature is only possible since PyTango 7.1.3

PyTango provides a set of decorators that place automatic log messages when you enter and when you leave a python method. For example:

```
1 @tango.DebugIt()
2 def read_Long_attr(self, the_att):
3     the_att.set_value(self.attr_long)
```

will generate a pair of log messages each time a client asks for the 'Long_attr' value. Your output would look something like:

```
1282208997 [-1215965504] DEBUG test/pydsexp/1 -> read_Long_attr()
1282208997 [-1215965504] DEBUG test/pydsexp/1 <- read_Long_attr()
```

Decorators exist for all tango log levels:

- `tango.DebugIt`
- `tango.InfoIt`
- `tango.WarnIt`
- `tango.ErrorIt`
- `tango.FatalIt`

The decorators receive three optional arguments:

- `show_args` - shows method arguments in log message (defaults to False)
- `show_kwargs` shows keyword method arguments in log message (defaults to False)
- `show_ret` - shows return value in log message (defaults to False)

Example:

```
1 @tango.DebugIt(show_args=True, show_ret=True)
2 def IOLong(self, in_data):
3     return in_data * 2
```

will output something like:

```
1282221947 [-1261438096] DEBUG test/pydsexp/1 -> IOLong(23)
1282221947 [-1261438096] DEBUG test/pydsexp/1 46 <- IOLong()
```

6.13 Multiple device classes (Python and C++) in a server

Within the same python interpreter, it is possible to mix several Tango classes. Let's say two of your colleagues programmed two separate Tango classes in two separated python files: A PLC class in a PLC.py:

```
1 # PLC.py
2
3 from tango.server import Device
4
5 class PLC(Device):
6
7     # bla, bla my PLC code
8
9 if __name__ == "__main__":
10     PLC.run_server()
```

... and a IRMirror in a IRMirror.py:

```
1 # IRMirror.py
2
3 from tango.server import Device
4
5 class IRMirror(Device):
6
7     # bla, bla my IRMirror code
```

```
8
9 if __name__ == "__main__":
10     IRMirror.run_server()
```

You want to create a Tango server called *PLCMirror* that is able to contain devices from both PLC and IRMirror classes. All you have to do is write a `PLCMirror.py` containing the code:

```
1 # PLCMirror.py
2
3 from tango.server import run
4 from PLC import PLC
5 from IRMirror import IRMirror
6
7 run([PLC, IRMirror])
```

It is also possible to add C++ Tango class in a Python device server as soon as:

1. The Tango class is in a shared library
2. It exist a C function to create the Tango class

For a Tango class called *MyTgClass*, the shared library has to be called *MyTgClass.so* and has to be in a directory listed in the `LD_LIBRARY_PATH` environment variable. The C function creating the Tango class has to be called `_create_MyTgClass_class()` and has to take one parameter of type “char *” which is the Tango class name. Here is an example of the main function of the same device server than before but with one C++ Tango class called *SerialLine*:

```
1 import tango
2 import sys
3
4 if __name__ == '__main__':
5     py = tango.Util(sys.argv)
6     util.add_class('SerialLine', 'SerialLine', language="c++")
7     util.add_class(PLCClass, PLC, 'PLC')
8     util.add_class(IRMirrorClass, IRMirror, 'IRMirror')
9
10    U = tango.Util.instance()
11    U.server_init()
12    U.server_run()
```

Line 6 The C++ class is registered in the device server

Line 7 and 8 The two Python classes are registered in the device server

6.14 Create attributes dynamically

It is also possible to create dynamic attributes within a Python device server. There are several ways to create dynamic attributes. One of the way, is to create all the devices within a loop, then to create the dynamic attributes and finally to make all the devices available for the external world. In C++ device server, this is typically done within the `<Device>Class::device_factory()` method. In Python device server, this method is generic and the user does not have one. Nevertheless, this generic `device_factory` method calls a method named `dyn_attr()` allowing the user to create his dynamic attributes. It is simply necessary to re-define this method within your `<Device>Class` and to create the dynamic attribute within this method:

```
dyn_attr(self, dev_list)
```

where `dev_list` is a list containing all the devices created by the generic `device_factory()` method.

There is another point to be noted regarding dynamic attribute within Python device server. The Tango Python device server core checks that for each attribute it exists methods named `<attribute_name>_read` and/or `<attribute_name>_write` and/or `is_<attribute_name>_allowed`. Using dynamic attribute, it is not possible to define these methods because attributes name and number are known only at run-time. To address this issue, the `Device_3Impl::add_attribute()` method has a different signature for Python device server which is:

```
add_attribute(self, attr, r_meth = None, w_meth = None,
             is_allo_meth = None)
```

`attr` is an instance of the `Attr` class, `r_meth` is the method which has to be executed with the attribute is read, `w_meth` is the method to be executed when the attribute is written and `is_allo_meth` is the method to be executed to implement the attribute state machine. The method passed here as argument as to be class method and not object method. Which argument you have to use depends on the type of the attribute (A WRITE attribute does not need a read method). Note, that depending on the number of argument you pass to this method, you may have to use Python keyword argument. The necessary methods required by the Tango Python device server core will be created automatically as a forward to the methods given as arguments.

Here is an example of a device which has a TANGO command called `createFloatAttribute`. When called, this command creates a new scalar floating point attribute with the specified name:

```
1 from tango import Util, Attr
2 from tango.server import Device, command
3
4 class MyDevice(Device):
5
6     @command(dtype_in=str)
7     def CreateFloatAttribute(self, attr_name):
8         attr = Attr(attr_name, tango.DevDouble)
9         self.add_attribute(attr, self.read_General, self.write_General)
10
11     def read_General(self, attr):
12         self.info_stream("Reading attribute %s", attr.get_name())
13         attr.set_value(99.99)
14
15     def write_General(self, attr):
16         self.info_stream("Writting attribute %s", attr.get_name())
```

6.15 Create/Delete devices dynamically

This feature is only possible since PyTango 7.1.2

Starting from PyTango 7.1.2 it is possible to create devices in a device server “en caliente”. This means that you can create a command in your “management device” of a device server that creates devices of (possibly) several other tango classes. There are two ways to create a new device which are described below.

Tango imposes a limitation: the tango class(es) of the device(s) that is(are) to be created must have been registered before the server starts. If you use the high level API, the tango class(es) must be listed in the call to `run()`. If you use the lower level server API, it must be done using individual calls to `add_class()`.

6.15.1 Dynamic device from a known tango class name

If you know the tango class name but you don’t have access to the `tango.DeviceClass` (or you are too lazy to search how to get it ;-)) the way to do it is call `create_device()` / `delete_device()`. Here is an example of implementing a tango command on one of your devices that creates a device of some arbitrary class (the example assumes the tango commands ‘CreateDevice’ and ‘DeleteDevice’

receive a parameter of type `DevVarStringArray` with two strings. No error processing was done on the code for simplicity sake):

```

1 from tango import Util
2 from tango.server import Device, command
3
4 class MyDevice(Device):
5
6     @command(dtype_in=[str])
7     def CreateDevice(self, pars):
8         klass_name, dev_name = pars
9         util = Util.instance()
10        util.create_device(klass_name, dev_name, alias=None, cb=None)
11
12    @command(dtype_in=[str])
13    def DeleteDevice(self, pars):
14        klass_name, dev_name = pars
15        util = Util.instance()
16        util.delete_device(klass_name, dev_name)

```

An optional callback can be registered that will be executed after the device is registered in the tango database but before the actual device object is created and its `init_device` method is called. It can be used, for example, to initialize some device properties.

6.15.2 Dynamic device from a known tango class

If you already have access to the `DeviceClass` object that corresponds to the tango class of the device to be created you can call directly the `create_device()` / `delete_device()`. For example, if you wish to create a clone of your device, you can create a tango command called *Clone*:

```

1 class MyDevice(tango.Device_4Impl):
2
3     def fill_new_device_properties(self, dev_name):
4         prop_names = db.get_device_property_list(self.get_name(), "*")
5         prop_values = db.get_device_property(self.get_name(), prop_names.value_string)
6         db.put_device_property(dev_name, prop_values)
7
8         # do the same for attributes...
9         ...
10
11    def Clone(self, dev_name):
12        klass = self.get_device_class()
13        klass.create_device(dev_name, alias=None, cb=self.fill_new_device_properties)
14
15    def DeleteSibling(self, dev_name):
16        klass = self.get_device_class()
17        klass.delete_device(dev_name)

```

Note that the `cb` parameter is optional. In the example it is given for demonstration purposes only.

6.16 Write a server (original API)

This chapter describes how to develop a PyTango device server using the original PyTango server API. This API mimics the C++ API and is considered low level. You should write a server using this API if you are using code generated by *Pogo tool* or if for some reason the high level API helper doesn't provide a feature you need (in that case think of writing a mail to tango mailing list explaining what you cannot do).

6.16.1 The main part of a Python device server

The rule of this part of a Tango device server is to:

- Create the *Util* object passing it the Python interpreter command line arguments
- Add to this object the list of Tango class(es) which have to be hosted by this interpreter
- Initialize the device server
- Run the device server loop

The following is a typical code for this main function:

```

1  if __name__ == '__main__':
2      util = tango.Util(sys.argv)
3      util.add_class(PyDsExpClass, PyDsExp)
4
5      U = tango.Util.instance()
6      U.server_init()
7      U.server_run()

```

Line 2 Create the Util object passing it the interpreter command line arguments

Line 3 Add the Tango class *PyDsExp* to the device server. The *Util.add_class()* method of the Util class has two arguments which are the Tango class *PyDsExpClass* instance and the Tango *PyDsExp* instance. This *Util.add_class()* method is only available since version 7.1.2. If you are using an older version please use *Util.add_TgClass()* instead.

Line 7 Initialize the Tango device server

Line 8 Run the device server loop

6.16.2 The PyDsExpClass class in Python

The rule of this class is to :

- Host and manage data you have only once for the Tango class whatever devices of this class will be created
- Define Tango class command(s)
- Define Tango class attribute(s)

In our example, the code of this Python class looks like:

```

1  class PyDsExpClass(tango.DeviceClass):
2
3      cmd_list = { 'IOLong' : [ [ tango.ArgType.DevLong, "Number" ],
4                              [ tango.ArgType.DevLong, "Number * 2" ] ],
5                  'IOStringArray' : [ [ tango.ArgType.DevVarStringArray, "Array of string" ],
6                                      [ tango.ArgType.DevVarStringArray, "This reversed array" ] ],
7      }
8
9      attr_list = { 'Long_attr' : [ [ tango.ArgType.DevLong ,
10                                  tango.AttrDataFormat.SCALAR ,
11                                  tango.AttrWriteType.READ],
12                                { 'min alarm' : 1000, 'max alarm' : 1500 } ],
13
14                  'Short_attr_rw' : [ [ tango.ArgType.DevShort,
15                                        tango.AttrDataFormat.SCALAR,
16                                        tango.AttrWriteType.READ_WRITE ] ]
17      }

```

Line 1 The *PyDsExpClass* class has to inherit from the *DeviceClass* class

Line 3 to 7 Definition of the `cmd_list` `dict` defining commands. The `IOLong` command is defined at lines 3 and 4. The `IOStringArray` command is defined in lines 5 and 6

Line 9 to 17 Definition of the `attr_list` `dict` defining attributes. The `Long_attr` attribute is defined at lines 9 to 12 and the `Short_attr_rw` attribute is defined at lines 14 to 16

If you have something specific to do in the class constructor like initializing some specific data member, you will have to code a class constructor. An example of such a constructor is

```

1 def __init__(self, name):
2     tango.DeviceClass.__init__(self, name)
3     self.set_type("TestDevice")

```

The device type is set at line 3.

6.16.3 Defining commands

As shown in the previous example, commands have to be defined in a `dict` called `cmd_list` as a data member of the `xxxClass` class of the Tango class. This `dict` has one element per command. The element key is the command name. The element value is a python list which defines the command. The generic form of a command definition is:

```
'cmd_name' : [ [in_type, <"In desc">], [out_type, <"Out desc">],
               <{opt parameters}>]
```

The first element of the value list is itself a list with the command input data type (one of the `tango.ArgType` pseudo enumeration value) and optionally a string describing this input argument. The second element of the value list is also a list with the command output data type (one of the `tango.ArgType` pseudo enumeration value) and optionally a string describing it. These two elements are mandatory. The third list element is optional and allows additional command definition. The authorized element for this `dict` are summarized in the following array:

key	Value	Definition
"display level"	DispLevel enum value	The command display level
"polling period"	Any number	The command polling period (mS)
"default command"	True or False	To define that it is the default command

6.16.4 Defining attributes

As shown in the previous example, attributes have to be defined in a `dict` called `attr_list` as a data member of the `xxxClass` class of the Tango class. This `dict` has one element per attribute. The element key is the attribute name. The element value is a python list which defines the attribute. The generic form of an attribute definition is:

```
'attr_name' : [ [mandatory parameters], <{opt parameters}>]
```

For any kind of attributes, the mandatory parameters are:

```
[attr data type, attr data format, attr data R/W type]
```

The attribute data type is one of the possible value for attributes of the `tango.ArgType` pseudo enumeration. The attribute data format is one of the possible value of the `tango.AttrDataFormat` pseudo enumeration and the attribute R/W type is one of the possible value of the `tango.AttrWriteType` pseudo enumeration. For spectrum attribute, you have to add the maximum X size (a number). For image attribute, you have to add the maximum X and Y dimension (two numbers). The authorized elements for the `dict` defining optional parameters are summarized in the following array:

key	value	definition
"display level"	tango.DispLevel enum value	The attribute display level
"polling period"	Any number	The attribute polling period (mS)
"memorized"	"true" or "true_without_hard_applied"	Define if and how the att. is memorized
"label"	A string	The attribute label
"description"	A string	The attribute description
"unit"	A string	The attribute unit
"standard unit"	A number	The attribute standard unit
"display unit"	A string	The attribute display unit
"format"	A string	The attribute display format
"max value"	A number	The attribute max value
"min value"	A number	The attribute min value
"max alarm"	A number	The attribute max alarm
"min alarm"	A number	The attribute min alarm
"min warning"	A number	The attribute min warning
"max warning"	A number	The attribute max warning
"delta time"	A number	The attribute RDS alarm delta time
"delta val"	A number	The attribute RDS alarm delta val

6.16.5 The PyDsExp class in Python

The rule of this class is to implement methods executed by commands and attributes. In our example, the code of this class looks like:

```

1 class PyDsExp(tango.Device_4Impl):
2
3     def __init__(self, cl, name):
4         tango.Device_4Impl.__init__(self, cl, name)
5         self.info_stream('In PyDsExp.__init__')
6         PyDsExp.init_device(self)
7
8     def init_device(self):
9         self.info_stream('In Python init_device method')
10        self.set_state(tango.DevState.ON)
11        self.attr_short_rw = 66
12        self.attr_long = 1246
13
14        #-----
15
16    def delete_device(self):
17        self.info_stream('PyDsExp.delete_device')
18
19        #-----
20        # COMMANDS
21        #-----
22
23    def is_IOLong_allowed(self):
24        return self.get_state() == tango.DevState.ON
25
26    def IOLong(self, in_data):
27        self.info_stream('IOLong', in_data)
28        in_data = in_data * 2

```

```

29     self.info_stream('IOLong returns', in_data)
30     return in_data
31
32     #-----
33
34     def is_IOStringArray_allowed(self):
35         return self.get_state() == tango.DevState.ON
36
37     def IOStringArray(self, in_data):
38         l = range(len(in_data)-1, -1, -1)
39         out_index=0
40         out_data=[]
41         for i in l:
42             self.info_stream('IOStringArray <-', in_data[out_index])
43             out_data.append(in_data[i])
44             self.info_stream('IOStringArray ->', out_data[out_index])
45             out_index += 1
46         self.y = out_data
47         return out_data
48
49     #-----
50     # ATTRIBUTES
51     #-----
52
53     def read_attr_hardware(self, data):
54         self.info_stream('In read_attr_hardware')
55
56     def read_Long_attr(self, the_att):
57         self.info_stream("read_Long_attr")
58
59         the_att.set_value(self.attr_long)
60
61     def is_Long_attr_allowed(self, req_type):
62         return self.get_state() in (tango.DevState.ON,)
63
64     def read_Short_attr_rw(self, the_att):
65         self.info_stream("read_Short_attr_rw")
66
67         the_att.set_value(self.attr_short_rw)
68
69     def write_Short_attr_rw(self, the_att):
70         self.info_stream("write_Short_attr_rw")
71
72         self.attr_short_rw = the_att.get_write_value()
73
74     def is_Short_attr_rw_allowed(self, req_type):
75         return self.get_state() in (tango.DevState.ON,)

```

Line 1 The PyDsExp class has to inherit from the `tango.Device_4Impl`

Line 3 to 6 PyDsExp class constructor. Note that at line 6, it calls the `init_device()` method

Line 8 to 12 The `init_device()` method. It sets the device state (line 9) and initialises some data members

Line 16 to 17 The `delete_device()` method. This method is not mandatory. You define it only if you have to do something specific before the device is destroyed

Line 23 to 30 The two methods for the `IOLong` command. The first method is called `is_IOLong_allowed()` and it is the command `is_allowed` method (line 23 to 24). The second method has the same name than the command name. It is the method which executes the command. The command input data type is a Tango long and therefore, this method receives a python integer.

Line 34 to 47 The two methods for the `IOStringArray` command. The first method is its `is_allowed` method (Line 34 to 35). The second one is the command execution method (Line 37 to 47). The

command input data type is a string array. Therefore, the method receives the array in a python list of python strings.

Line 53 to 54 The `read_attr_hardware()` method. Its argument is a Python sequence of Python integer.

Line 56 to 59 The method executed when the `Long_attr` attribute is read. Note that before PyTango 7 it sets the attribute value with the `tango.set_attribute_value` function. Now the same can be done using the `set_value` of the attribute object

Line 61 to 62 The `is_allowed` method for the `Long_attr` attribute. This is an optional method that is called when the attribute is read or written. Not defining it has the same effect as always returning True. The parameter `req_type` is of type `AttrReqType` which tells if the method is called due to a read or write request. Since this is a read-only attribute, the method will only be called for read requests, obviously.

Line 64 to 67 The method executed when the `Short_attr_rw` attribute is read.

Line 69 to 72 The method executed when the `Short_attr_rw` attribute is written. Note that before PyTango 7 it gets the attribute value with a call to the Attribute method `get_write_value` with a list as argument. Now the write value can be obtained as the return value of the `get_write_value` call. And in case it is a scalar there is no more the need to extract it from the list.

Line 74 to 75 The `is_allowed` method for the `Short_attr_rw` attribute. This is an optional method that is called when the attribute is read or written. Not defining it has the same effect as always returning True. The parameter `req_type` is of type `AttrReqType` which tells if the method is called due to a read or write request.

General methods

The following array summarizes how the general methods we have in a Tango device server are implemented in Python.

Name	Input par (with "self")	return value	mandatory
<code>init_device</code>	None	None	Yes
<code>delete_device</code>	None	None	No
<code>always_executed_hook</code>	None	None	No
<code>signal_handler</code>	<code>int</code>	None	No
<code>read_attr_hardware</code>	sequence< <code>int</code> >	None	No

Implementing a command

Commands are defined as described above. Nevertheless, some methods implementing them have to be written. These methods names are fixed and depend on command name. They have to be called:

- `is_<Cmd_name>_allowed(self)`
- `<Cmd_name>(self, arg)`

For instance, with a command called `MyCmd`, its `is_allowed` method has to be called `is_MyCmd_allowed` and its execution method has to be called simply `MyCmd`. The following array gives some more info on these methods.

Name	Input par (with "self")	return value	mandatory
<code>is_<Cmd_name>_allowed</code>	None	Python boolean	No
<code>Cmd_name</code>	Depends on cmd type	Depends on cmd type	Yes

Please check [Data types](#) chapter to understand the data types that can be used in command parameters and return values.

The following code is an example of how you write code executed when a client calls a command named `IOLong`:

```

1 def is_IOLong_allowed(self):
2     self.debug_stream("in is_IOLong_allowed")
3     return self.get_state() == tango.DevState.ON
4
5 def IOLong(self, in_data):
6     self.info_stream('IOLong', in_data)
7     in_data = in_data * 2
8     self.info_stream('IOLong returns', in_data)
9     return in_data

```

Line 1-3 the `is_IOLong_allowed` method determines in which conditions the command 'IOLong' can be executed. In this case, the command can only be executed if the device is in 'ON' state.

Line 6 write a log message to the tango INFO stream (click [here](#) for more information about PyTango log system).

Line 7 does something with the input parameter

Line 8 write another log message to the tango INFO stream (click [here](#) for more information about PyTango log system).

Line 9 return the output of executing the tango command

Implementing an attribute

Attributes are defined as described in chapter 5.3.2. Nevertheless, some methods implementing them have to be written. These methods names are fixed and depend on attribute name. They have to be called:

- `is_<Attr_name>_allowed(self, req_type)`
- `read_<Attr_name>(self, attr)`
- `write_<Attr_name>(self, attr)`

For instance, with an attribute called *MyAttr*, its `is_allowed` method has to be called `is_MyAttr_allowed`, its read method has to be called `read_MyAttr` and its write method has to be called `write_MyAttr`. The *attr* parameter is an instance of *Attr*. Unlike the commands, the `is_allowed` method for attributes receives a parameter of type `AttrReqtype`.

Please check [Data types](#) chapter to understand the data types that can be used in attribute.

The following code is an example of how you write code executed when a client read an attribute which is called `Long_attr`:

```

1 def read_Long_attr(self, the_attr):
2     self.info_stream("read attribute name Long_attr")
3     the_attr.set_value(self.attr_long)

```

Line 1 Method declaration with "the_attr" being an instance of the Attribute class representing the `Long_attr` attribute

Line 2 write a log message to the tango INFO stream (click [here](#) for more information about PyTango log system).

Line 3 Set the attribute value using the method `set_value()` with the attribute value as parameter.

The following code is an example of how you write code executed when a client write the `Short_attr_rw` attribute:

```

1 def write_Short_attr_rw(self, the_attr):
2     self.info_stream("In write_Short_attr_rw for attribute ", the_attr.get_name())
3     self.attr_short_rw = the_attr.get_write_value(data)

```

- Line 1** Method declaration with “the_att” being an instance of the Attribute class representing the Short_attr_rw attribute
- Line 2** write a log message to the tango INFO stream (click [here](#) for more information about PyTango log system).
- Line 3** Get the value sent by the client using the method get_write_value() and store the value written in the device object. Our attribute is a scalar short attribute so the return value is an int

Answers to general Tango questions can be found in the [general tango tutorial](#).

Please also check the [general tango how to](#).

How can I report an issue?

Bug reports are very valuable for the community.

Please open a new issue on the [github issue page](#).

How can I contribute to PyTango and the documentation?

Contributions are always welcome!

You can open pull requests on the [github PR page](#).

I got a libboost_python error when I try to import tango module...

For instance:

```
>>> import tango
ImportError: libboost_python.so.1.53.0: cannot open shared object file: No such file or directory
```

You must check that you have the correct boost python installed on your computer. To see which boost python file PyTango needs, type:

```
$ ldd /usr/lib64/python2.7/site-packages/tango/_tango.so
linux-vdso.so.1 => (0x00007ffea7562000)
libtango.so.9 => /lib64/libtango.so.9 (0x00007fac04011000)
libomniORB4.so.1 => /lib64/libomniORB4.so.1 (0x00007fac03c62000)
libboost_python.so.1.53.0 => not found
[...]
```

I have more questions, where can I ask?

The [Tango forum](#) is a good place to get some support. Meet us in the [Python section](#).

PyTango Enhancement Proposals

8.1 TEP 1 - Device Server High Level API

TEP:	1
Title:	Device Server High Level API
Version:	2.2.0
Last-Modified:	10-Sep-2014
Author:	Tiago Coutinho <tcoutinho@cells.es>
Status:	Active
Type:	Standards Track
Content-Type:	text/x-rst
Created:	17-Oct-2012

8.1.1 Abstract

This TEP aims to define a new high level API for writing device servers.

8.1.2 Rationale

The code for Tango device servers written in Python often obey a pattern. It would be nice if non tango experts could create tango device servers without having to code some obscure tango related code. It would also be nice if the tango programming interface would be more pythonic. The final goal is to make writing tango device servers as easy as:

```
class Motor(Device):
    __metaclass__ = DeviceMeta

    position = attribute()

    def read_position(self):
        return 2.3

    @command()
    def move(self, position):
        pass

if __name__ == "__main__":
    server_run((Motor,))
```

8.1.3 Places to simplify

After looking at most python device servers one can see some patterns:

At <Device> class level:

1. <Device> always inherits from latest available DeviceImpl from pogo version
2. **constructor always does the same:**
 - (a) calls super constructor
 - (b) debug message
 - (c) calls `init_device`
3. all methods have `debug_stream` as first instruction
4. `init_device` does additionally `get_device_properties()`
5. *read attribute* methods follow the pattern:

```
def read_Attr(self, attr):
    self.debug_stream()
    value = get_value_from_hardware()
    attr.set_value(value)
```

6. *write attribute* methods follow the pattern:

```
def write_Attr(self, attr):
    self.debug_stream()
    w_value = attr.get_write_value()
    apply_value_to_hardware(w_value)
```

At <Device>Class class level:

1. A <Device>Class class exists for every <DeviceName> class
2. The <Device>Class class only contains attributes, commands and properties descriptions (no logic)
3. The `attr_list` description always follows the same (non explicit) pattern (and so does `cmd_list`, `class_property_list`, `device_property_list`)
4. the syntax for `attr_list`, `cmd_list`, etc is far from understandable

At `main()` level:

1. **The `main()` method always does the same:**
 - (a) create *Util*
 - (b) register tango class
 - (c) when registering a python class to become a tango class, 99.9% of times the python class name is the same as the tango class name (example: Motor is registered as tango class "Motor")
 - (d) call `server_init()`
 - (e) call `server_run()`

8.1.4 High level API

The goals of the high level API are:

Maintain all features of low-level API available from high-level API

Everything that was done with the low-level API must also be possible to do with the new API.

All tango features should be available by direct usage of the new simplified, cleaner high-level API and through direct access to the low-level API.

Automatic inheritance from the latest** DeviceImpl

Currently Devices need to inherit from a direct Tango device implementation (`DeviceImpl`, or `Device_2Impl`, `Device_3Impl`, `Device_4Impl`, etc) according to the tango version being used during the development.

In order to keep the code up to date with tango, every time a new Tango IDL is released, the code of every device server needs to be manually updated to inherit from the newest tango version.

By inheriting from a new high-level `Device` (which itself automatically *decides* from which `DeviceImpl` version it should inherit), the device servers are always up to date with the latest tango release without need for manual intervention (see `tango.server`).

Low-level way:

```
class Motor(PyTango.Device_4Impl):
    pass
```

High-level way:

```
class Motor(PyTango.server.Device):
    pass
```

Default implementation of Device constructor

99% of the different device classes which inherit from low level `DeviceImpl` only implement `__init__` to call their `init_device` (see `tango.server`).

`Device` already calls `init_device`.

Low-level way:

```
class Motor(PyTango.Device_4Impl):
    def __init__(self, dev_class, name):
        PyTango.Device_4Impl.__init__(self, dev_class, name)
        self.init_device()
```

High-level way:

```
class Motor(PyTango.server.Device):
    # Nothing to be done!
    pass
```

Default implementation of init_device()

99% of different device classes which inherit from low level `DeviceImpl` have an implementation of `init_device` which *at least* calls `get_device_properties()` (see `tango.server`).

`init_device()` already calls `get_device_properties()`.

Low-level way:

```
class Motor(PyTango.Device_4Impl):  
  
    def init_device(self):  
        self.get_device_properties()
```

High-level way:

```
class Motor(PyTango.server.Device):  
    # Nothing to be done!  
    pass
```

Remove the need to code DeviceClass

99% of different device servers only need to implement their own subclass of `DeviceClass` to register the attribute, commands, device and class properties by using the corresponding `attr_list`, `cmd_list`, `device_property_list` and `class_property_list`.

With the high-level API we completely remove the need to code the `DeviceClass` by registering attribute, commands, device and class properties in the `Device` with a more pythonic API (see `tango.server`)

1. Hide `<Device>Class` class completely
2. simplify `main()`

Low-level way:

```
class Motor(PyTango.Device_4Impl):  
  
    def read_Position(self, attr):  
        pass  
  
class MotorClass(PyTango.DeviceClass):  
  
    class_property_list = { }  
    device_property_list = { }  
    cmd_list = { }  
  
    attr_list = {  
        'Position':  
            [[PyTango.DevDouble,  
             PyTango.SCALAR,  
             PyTango.READ]],  
    }  
  
    def __init__(self, name):  
        PyTango.DeviceClass.__init__(self, name)  
        self.set_type(name)
```

High-level way:

```
class Motor(PyTango.server.Device):  
  
    position = PyTango.server.attribute(dtype=float, )  
  
    def read_position(self):  
        pass
```

Pythonic read/write attribute

With the low level API, it feels strange for a non tango programmer to have to write:

```
def read_Position(self, attr):
    # ...
    attr.set_value(new_position)

def read_Position(self, attr):
    # ...
    attr.set_value_date_quality(new_position, time.time(), AttrQuality.CHANGING)
```

A more pythonic way would be:

```
def read_position(self):
    # ...
    self.position = new_position

def read_position(self):
    # ...
    self.position = new_position, time.time(), AttrQuality.CHANGING
```

Or even:

```
def read_position(self):
    # ...
    return new_position

def read_position(self):
    # ...
    return new_position, time.time(), AttrQuality.CHANGING
```

Simplify *main()*

the typical *main()* method could be greatly simplified. initializing tango, registering tango classes, initializing and running the server loop and managing errors could all be done with the single function call to `server_run()`

Low-level way:

```
def main():
    try:
        py = PyTango.Util(sys.argv)
        py.add_class(MotorClass, Motor, 'Motor')

        U = PyTango.Util.instance()
        U.server_init()
        U.server_run()

    except PyTango.DevFailed, e:
        print '-----> Received a DevFailed exception:', e
    except Exception, e:
        print '-----> An unforeseen exception occured....', e
```

High-level way:

```
def main():
    classes = Motor,
    PyTango.server_run(classes)
```

8.1.5 In practice

Currently, a pogo generated device server code for a Motor having a double attribute *position* would look like this:

```
#!/usr/bin/env python
# -*- coding:utf-8 -*-

#####
## license :
##=====
##
## File :      Motor.py
##
## Project :
##
## $Author :   t$
##
## $Revision : $
##
## $Date :     $
##
## $HeadUrl :  $
##=====
##          This file is generated by POGO
##    (Program Obviously used to Generate tango Object)
##
##    (c) - Software Engineering Group - ESRF
#####

"""

__all__ = ["Motor", "MotorClass", "main"]

__docformat__ = 'restructuredtext'

import PyTango
import sys
# Add additional import
#----- PROTECTED REGION ID(Motor.additionnal_import) ENABLED START -----#

#----- PROTECTED REGION END -----# //      Motor.additionnal_import

#####
## Device States Description
##
## No states for this device
#####

class Motor (PyTango.Device_4Impl):

#----- Add you global variables here -----
#----- PROTECTED REGION ID(Motor.global_variables) ENABLED START -----#

#----- PROTECTED REGION END -----# //      Motor.global_variables
#-----
#      Device constructor
#-----
def __init__(self,cl, name):
    PyTango.Device_4Impl.__init__(self,cl,name)
    self.debug_stream("In " + self.get_name() + ".__init__()")
    Motor.init_device(self)
```



```

#-----
#   Device destructor
#-----
def delete_device(self):
    self.debug_stream("In " + self.get_name() + ".delete_device()")
    #----- PROTECTED REGION ID(Motor.delete_device) ENABLED START -----#

    #----- PROTECTED REGION END -----# //      Motor.delete_device

#-----
#   Device initialization
#-----
def init_device(self):
    self.debug_stream("In " + self.get_name() + ".init_device()")
    self.get_device_properties(self.get_device_class())
    self.attr_Position_read = 0.0
    #----- PROTECTED REGION ID(Motor.init_device) ENABLED START -----#

    #----- PROTECTED REGION END -----# //      Motor.init_device

#-----
#   Always excuted hook method
#-----
def always_executed_hook(self):
    self.debug_stream("In " + self.get_name() + ".always_executed_hook()")
    #----- PROTECTED REGION ID(Motor.always_executed_hook) ENABLED START -----#

    #----- PROTECTED REGION END -----# //      Motor.always_executed_hook

#=====
#
#   Motor read/write attribute methods
#
#=====

#-----
#   Read Position attribute
#-----
def read_Position(self, attr):
    self.debug_stream("In " + self.get_name() + ".read_Position()")
    #----- PROTECTED REGION ID(Motor.Position_read) ENABLED START -----#
    self.attr_Position_read = 1.0
    #----- PROTECTED REGION END -----# //      Motor.Position_read
    attr.set_value(self.attr_Position_read)

#-----
#   Read Attribute Hardware
#-----
def read_attr_hardware(self, data):
    self.debug_stream("In " + self.get_name() + ".read_attr_hardware()")
    #----- PROTECTED REGION ID(Motor.read_attr_hardware) ENABLED START -----#

    #----- PROTECTED REGION END -----# //      Motor.read_attr_hardware

#=====
#
#   Motor command methods
#
#=====

```

```
#####  
#  
#   MotorClass class definition  
#  
#####  
class MotorClass(PyTango.DeviceClass):  
  
    #   Class Properties  
    class_property_list = {  
        }  
  
    #   Device Properties  
    device_property_list = {  
        }  
  
    #   Command definitions  
    cmd_list = {  
        }  
  
    #   Attribute definitions  
    attr_list = {  
        'Position':  
            [[PyTango.DevDouble,  
             PyTango.SCALAR,  
             PyTango.READ]],  
        }  
  
#####  
#  
#   MotorClass Constructor  
#  
#####  
def __init__(self, name):  
    PyTango.DeviceClass.__init__(self, name)  
    self.set_type(name);  
    print "In Motor Class  constructor"  
  
#####  
#  
#   Motor class main method  
#  
#####  
def main():  
    try:  
        py = PyTango.Util(sys.argv)  
        py.add_class(MotorClass, Motor, 'Motor')  
  
        U = PyTango.Util.instance()  
        U.server_init()  
        U.server_run()  
  
    except PyTango.DevFailed,e:  
        print '-----> Received a DevFailed exception:',e  
    except Exception,e:  
        print '-----> An unforeseen exception occured....',e  
  
if __name__ == '__main__':  
    main()
```

To make things more fair, let's analyse the stripified version of the code instead:

```

import PyTango
import sys

class Motor (PyTango.Device_4Impl):

    def __init__(self,cl, name):
        PyTango.Device_4Impl.__init__(self,cl,name)
        self.debug_stream("In " + self.get_name() + ".__init__()")
        Motor.init_device(self)

    def delete_device(self):
        self.debug_stream("In " + self.get_name() + ".delete_device()")

    def init_device(self):
        self.debug_stream("In " + self.get_name() + ".init_device()")
        self.get_device_properties(self.get_device_class())
        self.attr_Position_read = 0.0

    def always_executed_hook(self):
        self.debug_stream("In " + self.get_name() + ".always_excuted_hook()")

    def read_Position(self, attr):
        self.debug_stream("In " + self.get_name() + ".read_Position()")
        self.attr_Position_read = 1.0
        attr.set_value(self.attr_Position_read)

    def read_attr_hardware(self, data):
        self.debug_stream("In " + self.get_name() + ".read_attr_hardware()")

class MotorClass(PyTango.DeviceClass):

    class_property_list = {
    }

    device_property_list = {
    }

    cmd_list = {
    }

    attr_list = {
        'Position':
            [[PyTango.DevDouble,
              PyTango.SCALAR,
              PyTango.READ]],
    }

    def __init__(self, name):
        PyTango.DeviceClass.__init__(self, name)
        self.set_type(name);
        print "In Motor Class  constructor"

def main():
    try:
        py = PyTango.Util(sys.argv)
        py.add_class(MotorClass, Motor, 'Motor')

```

```
U = PyTango.Util.instance()
U.server_init()
U.server_run()

except PyTango.DevFailed,e:
    print '-----> Received a DevFailed exception:',e
except Exception,e:
    print '-----> An unforeseen exception occured....',e

if __name__ == '__main__':
    main()
```

And the equivalent HLAPI version of the code would be:

```
#!/usr/bin/env python

from PyTango import DebugIt, server_run
from PyTango.server import Device, DeviceMeta, attribute

class Motor(Device):
    __metaclass__ = DeviceMeta

    position = attribute()

    @DebugIt()
    def read_position(self):
        return 1.0

def main():
    server_run( (Motor,) )

if __name__ == "__main__":
    main()
```

8.1.6 References

tango.server

8.1.7 Changes

from 2.1.0 to 2.2.0

Changed module name from *hlapi* to *server*

from 2.0.0 to 2.1.0

Changed module name from *api2* to *hlapi* (High Level API)

From 1.0.0 to 2.0.0

- API Changes
 - changed Attr to attribute
 - changed Cmd to command
 - changed Prop to device_property

- changed ClassProp to class_property
- Included command and properties in the example
- Added references to API documentation

8.1.8 Copyright

This document has been placed in the public domain.

8.2 TEP 2 - Tango database serverless

TEP:	2
Title:	Tango database serverless
Version:	1.0.0
Last-Modified:	17-Oct-2012
Author:	Tiago Coutinho <tcoutinho@cells.es>
Status:	Active
Type:	Standards Track
Content-Type:	text/x-rst
Created:	17-Oct-2012
Post-History:	17-Oct-2012

8.2.1 Abstract

This TEP aims to define a python DataBases which doesn't need a database server behind. It would make tango easier to try out by anyone and it could greatly simplify tango installation on small environments (like small, independent laboratories).

8.2.2 Motivation

I was given a openSUSE laptop so that I could do the presentation for the tango meeting held in FRMII on October 2012. Since I planned to do a demonstration as part of the presentation I installed all mysql libraries, omniorb, tango and pytango on this laptop.

During the flight to Munich I realized tango was not working because of a strange mysql server configuration done by the openSUSE distribution. I am not a mysql expert and I couldn't google for a solution. Also it made me angry to have to install all the mysql crap (libmysqlclient, mysqld, mysql-administrator, bla, bla) just to have a demo running.

At the time of writting the first version of this TEP I still didn't solve the problem! Shame on me!

Also at the same tango meeting during the tango archiving discussions I heard fake whispers or changing the tango archiving from MySQL/Oracle to NoSQL.

I started thinking if it could be possible to have an alternative implementation of DataBases without the need for a mysql server.

8.2.3 Requisites

- no dependencies on external packages
- no need for a separate database server process (at least, by default)
- no need to execute post install scripts to fill database

8.2.4 Step 1 - Gather database information

It turns out that python has a Database API specification ([PEP 249](#)). Python distribution comes natively (>= 2.6) with not one but several persistency options ([Data Persistence](#)):

module	Native	Platforms	API	Database	Description
Native python 2.x					
<code>pickle</code>	Yes	all	dump/load	file	python serialization/marshalling module
<code>shelve</code>	Yes	all	dict	file	high level persistent, dictionary-like object
<code>marshal</code>	Yes	all	dump/load	file	Internal Python object serialization
<code>anydbm</code>	Yes	all	dict	file	Generic access to DBM-style databases. Wrapper for <code>dbhash</code> , <code>gdbm</code> , <code>dbm</code> or <code>dumbdbm</code>
<code>dbm</code>	Yes	all	dict	file	Simple "database" interface
<code>gdbm</code>	Yes	unix	dict	file	GNU's reinterpretation of dbm
<code>dbhash</code>	Yes	unix?	dict	file	DBM-style interface to the BSD database library (needs <code>bsddb</code>). Removed in python 3
<code>bsddb</code>	Yes	unix?	dict	file	Interface to Berkeley DB library. Removed in python 3
<code>dumbdbm</code>	Yes	all	dict	file	Portable DBM implementation
<code>sqlite3</code>	Yes	all	DBAPI2	file, memory	DB-API 2.0 interface for SQLite databases
Native Python 3.x					
<code>pickle</code>	Yes	all	dump/load	file	python serialization/marshalling module
<code>shelve</code>	Yes	all	dict	file	high level persistent, dictionary-like object
<code>marshal</code>	Yes	all	dump/load	file	Internal Python object serialization
<code>dbm</code>	Yes	all	dict	file	Interfaces to Unix "databases". Wrapper for <code>dbm.gnu</code> , <code>dbm.ndbm</code> , <code>dbm.dumb</code>
<code>dbm.gnu</code>	Yes	unix	dict	file	GNU's reinterpretation of dbm
<code>dbm.ndbm</code>	Yes	unix	dict	file	Interface based on ndbm
<code>dbm.dumb</code>	Yes	all	dict	file	Portable DBM implementation
<code>sqlite3</code>	Yes	all	DBAPI2	file, memory	DB-API 2.0 interface for SQLite databases

third-party DBAPI2

- `pyodbc`
- `mxODBC`
- `kinterbasdb`
- `mxODBC Connect`
- `MySQLdb`
- `psycopg`
- `pyPgSQL`
- `PySQLite`
- `adodbapi`
- `pymssql`
- `sapdbapi`
- `ibm_db`
- `InformixDB`

third-party NOSQL

(these may or not have python DBAPI2 interface)

- `CouchDB` - `couchdb.client`
- `MongoDB` - `pymongo` - NoSQL database
- `Cassandra` - `pycassa`

third-party database abstraction layer

- [SQLAlchemy](#) - sqlalchemy - Python SQL toolkit and Object Relational Mapper

8.2.5 Step 2 - Which module to use?

hrrrr... wrong question!

The first decision I thought it should made is which python module better suites the needs of this TEP. Then I realized I would fall into the same trap as the C++ DataBases: hard link the server to a specific database implementation (in their case MySQL).

I took a closer look at the tables above and I noticed that python persistent modules come in two flavors: dict and DBAPI2. So naturally the decision I thought it had to be made was: *which flavor to use?*

But then I realized both flavors could be used if we properly design the python DataBases.

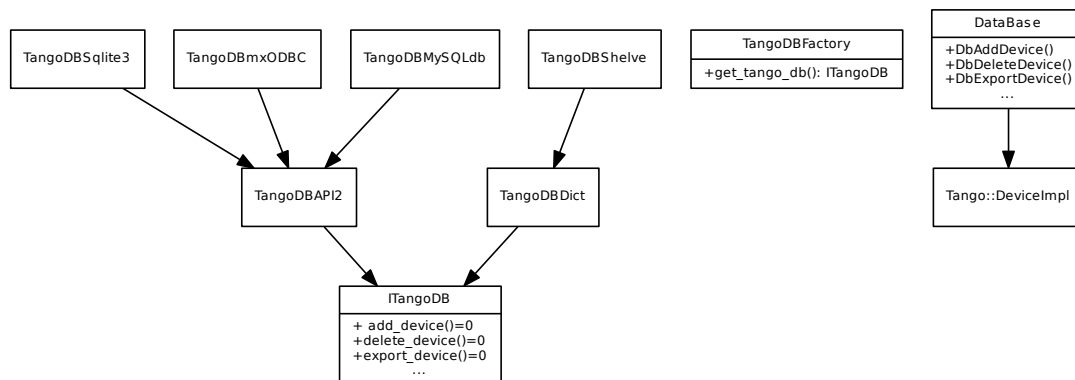
8.2.6 Step 3 - Architecture

If you step back for a moment and look at the big picture you will see that what we need is really just a mapping between the Tango DataBase set of attributes and commands (I will call this *Tango Device DataBase API*) and the python database API oriented to tango (I will call this TDB interface).

The TDB interface should be represented by the `ITangoDB`. Concrete databases should implement this interface (example, DBAPI2 interface should be represented by a class `TangoDBAPI2` implementing `ITangoDB`).

Connection to a concrete `ITangoDB` should be done through a factory: `TangoDBFactory`

The Tango DataBase device should have no logic. Through basic configuration it should be able to ask the `TangoDBFactory` for a concrete `ITangoDB`. The code of every command and attribute should be simple forward to the `ITangoDB` object (a part of some parameter translation and error handling).



8.2.7 Step 4 - The python DataBases

If we can make a python device server which has the same set of attributes and commands has the existing C++ DataBase (and of course the same semantic behavior), the tango DS and tango clients will never know the difference (BTW, that's one of the beauties of tango).

The C++ DataBase consists of around 80 commands and 1 mandatory attribute (the others are used for profiling) so making a python Tango DataBase device from scratch is out of the question.

Fortunately, C++ DataBase is one of the few device servers that were developed since the beginning with pogo and were successfully adapted to pogo 8. This means there is a precious `DataBase.xmi`

available which can be loaded to pogo and saved as a python version. The result of doing this can be found [here](#) (this file was generated with a beta version of the pogo 8.1 python code generator so it may contain errors).

8.2.8 Step 5 - Default database implementation

The decision to which database implementation should be used should obey the following rules:

1. should not require an extra database server process
2. should be a native python module
3. should implement python DBAPI2

It came to my attention the `sqlite3` module would be perfect as a default database implementation. This module comes with python since version 2.5 and is available in all platforms. It implements the DBAPI2 interface and can store persistently in a common OS file or even in memory.

There are many free scripts on the web to translate a mysql database to sqlite3 so one can use an existing mysql tango database and directly use it with the python DataBases with sqlite3 implementation.

8.2.9 Development

The development is being done in PyTango SVN trunk in the `tango.databases` module.

You can checkout with:

```
$ svn co https://tango-cs.svn.sourceforge.net/svnroot/tango-cs/bindings/PyTango/trunk PyTango-trunk
```

8.2.10 Disadvantages

A serverless, file based, database has some disadvantages when compared to the mysql solution:

- Not possible to distribute load between Tango DataBase DS and database server (example: run the Tango DS in one machine and the database server in another)
- Not possible to have two Tango DataBase DS pointing to the same database
- Harder to upgrade to newer version of sql tables (specially if using dict based database)

Bare in mind the purpose of this TED is to simplify the process of trying tango and to ease installation and configuration on small environments (like small, independent laboratories).

8.2.11 References

- <http://wiki.python.org/moin/DbApiCheatSheet>
- <http://wiki.python.org/moin/DbApiModuleComparison>
- <http://wiki.python.org/moin/DatabaseProgramming>
- <http://wiki.python.org/moin/DbApiFaq>
- [PEP 249](#)
- <http://wiki.python.org/moin/ExtendingTheDbApi>
- <http://wiki.python.org/moin/DbApi3>

History of changes

Contributors T. Coutinho

Last Update January 30, 2017

9.1 Document revisions

Date	Revision	Description	Author
18/07/03	1.0	Initial Version	M. Ounsy
06/10/03	2.0	Extension of the “Getting Started” paragraph	A. Buteau/M. Ounsy
14/10/03	3.0	Added Exception Handling paragraph	M. Ounsy
13/06/05	4.0	Ported to Latex, added events, AttributeProxy and ApiUtil	V. Forchì
13/06/05	4.1	fixed bug with python 2.5 and and state events new Database constructor	V. Forchì
15/01/06	5.0	Added Device Server classes	E.Taurel
15/03/07	6.0	Added AttrInfoEx, AttributeConfig events, 64bits, write_attribute	T. Coutinho
21/03/07	6.1	Added groups	T. Coutinho
15/06/07	6.2	Added dynamic attributes doc	E. Taurel
06/05/08	7.0	Update to Tango 6.1. Added DB methods, version info	T. Coutinho
10/07/09	8.0	Update to Tango 7. Major refactoring. Migrated doc	T. Coutinho/R. S
24/07/09	8.1	Added migration info, added missing API doc	T. Coutinho/R. S
21/09/09	8.2	Added migration info, release of 7.0.0beta2	T. Coutinho/R. S
12/11/09	8.3	Update to Tango 7.1.	T. Coutinho/R. S
??/12/09	8.4	Update to PyTango 7.1.0 rc1	T. Coutinho/R. S
19/02/10	8.5	Update to PyTango 7.1.1	T. Coutinho/R. S
06/08/10	8.6	Update to PyTango 7.1.2	T. Coutinho
05/11/10	8.7	Update to PyTango 7.1.3	T. Coutinho
08/04/11	8.8	Update to PyTango 7.1.4	T. Coutinho
13/04/11	8.9	Update to PyTango 7.1.5	T. Coutinho
14/04/11	8.10	Update to PyTango 7.1.6	T. Coutinho
15/04/11	8.11	Update to PyTango 7.2.0	T. Coutinho
12/12/11	8.12	Update to PyTango 7.2.2	T. Coutinho
24/04/12	8.13	Update to PyTango 7.2.3	T. Coutinho
21/09/12	8.14	Update to PyTango 8.0.0	T. Coutinho
10/10/12	8.15	Update to PyTango 8.0.2	T. Coutinho
20/05/13	8.16	Update to PyTango 8.0.3	T. Coutinho
28/08/13	8.13	Update to PyTango 7.2.4	T. Coutinho
27/11/13	8.18	Update to PyTango 8.1.1	T. Coutinho
16/05/14	8.19	Update to PyTango 8.1.2	T. Coutinho
30/09/14	8.20	Update to PyTango 8.1.4	T. Coutinho
01/10/14	8.21	Update to PyTango 8.1.5	T. Coutinho

Continued on next page

Table 9.1 – continued from previous page

Date	Revision	Description	Author
05/02/15	8.22	Update to PyTango 8.1.6	T. Coutinho
03/02/16	8.23	Update to PyTango 8.1.8	T. Coutinho
12/08/16	8.24	Update to PyTango 8.1.9	V. Michel
26/02/16	9.2	Update to PyTango 9.2.0a	T. Coutinho
15/08/16	9.3	Update to PyTango 9.2.0	V. Michel
23/01/17	9.4	Update to PyTango 9.2.1	V. Michel

9.2 Version history

Version	Changes
9.2.1	<p>9.2.1 release.</p> <p>Features:</p> <ul style="list-style-type: none"> • Pull Requests #70: Add test_context and test_utils modules, used for py-tango unit-testing <p>Changes:</p> <ul style="list-style-type: none"> • Issue #51: Refactor platform specific code in setup file • Issue #67: Comply with PEP 440 for pre-releases • Pull Request #70: Add unit-testing for the server API • Pull Request #70: Configure Travis CI for continuous integration • Pull Request #76: Add unit-testing for the client API • Pull Request #78: Update the python version classifiers • Pull Request #80: Move tango object server to its own module • Pull Request #90: The metaclass definition for tango devices is no longer mandatory <p>Bug fixes:</p> <ul style="list-style-type: none"> • Issue #24: Fix dev_status dangling pointer bug • Issue #57: Fix dev_state/status to be gevent safe • Issue #58: Server gevent mode internal call hangs • Pull Request #62: Several fixes in tango.databases • Pull Request #63: Follow up on issue #21 (Fix Group.get_device method) • Issue #64: Fix AttributeProxy.__dev_proxy to be initialized with python internals • Issue #74: Fix hanging with an asynchronous tango server fails to start • Pull Request #81: Fix DeviceImpl documentation • Issue #82: Fix attribute completion for device proxies with IPython >= 4 • Issue #84: Fix gevent threadpool exceptions
206 9.2.0	<p>9.2.0 release.</p> <p>Chapter 9. History of changes</p> <p>Features:</p> <ul style="list-style-type: none"> • Issue #37: Add display_level and polling_period as optional arguments

Last update: January 30, 2017

t

tango, 19

A

AccessControlType (class in tango), 80
 add() (tango.Group method), 61
 add_attribute() (tango.LatestDeviceImpl method), 87
 add_class() (tango.Util method), 124
 add_Cpp_TgClass() (tango.Util method), 123
 add_device() (tango.Database method), 130
 add_logging_target() (tango.DeviceProxy method), 26
 add_server() (tango.Database method), 131
 add_TgClass() (tango.Util method), 124
 add_wiz_class_prop() (tango.DeviceClass method), 98
 add_wiz_dev_prop() (tango.DeviceClass method), 98
 adm_name() (tango.DeviceProxy method), 26
 alias() (tango.DeviceProxy method), 26
 always_executed_hook() (tango.LatestDeviceImpl method), 87
 ApiUtil (class in tango), 69
 append_status() (tango.LatestDeviceImpl method), 87
 ArchiveEventInfo (class in tango), 76
 asyn_req_type (class in tango), 80
 AsyncCall, 167
 AsyncReplyNotArrived, 167
 Attr (class in tango), 104
 AttrConfEventData (class in tango), 77
 AttrDataFormat (class in tango), 80
 AttrReqType (class in tango), 79
 Attribute (class in tango), 108
 attribute_history() (tango.DeviceProxy method), 26
 attribute_list_query() (tango.DeviceProxy method), 26
 attribute_list_query_ex() (tango.DeviceProxy method), 27
 attribute_query() (tango.DeviceProxy method), 27
 AttributeAlarmInfo (class in tango), 71
 AttributeDimension (class in tango), 71
 AttributeEventInfo (class in tango), 76
 AttributeInfo (class in tango), 71
 AttributeInfoEx (class in tango), 72

AttributeProxy (class in tango), 49
 AttrQuality (class in tango), 80
 AttrReadEvent (class in tango), 76
 AttrWriteType (class in tango), 80
 AttrWrittenEvent (class in tango), 76

B

black_box() (tango.DeviceProxy method), 27
 build_connection() (tango.Database method), 131

C

cb_sub_model (class in tango), 80
 ChangeEventInfo (class in tango), 77
 check_access_control() (tango.Database method), 132
 check_alarm() (tango.Attribute method), 108
 check_alarm() (tango.MultiAttribute method), 117
 check_command_exists() (tango.LatestDeviceImpl method), 88
 check_tango_host() (tango.Database method), 132
 CmdArgType (class in tango), 78
 CmdDoneEvent (class in tango), 76
 command_history() (tango.DeviceProxy method), 27
 command_inout() (tango.Group method), 62
 command_inout_async() (tango.Group method), 62
 command_inout_reply() (tango.Group method), 62
 command_list_query() (tango.DeviceProxy method), 27
 command_query() (tango.DeviceProxy method), 27
 CommandInfo (class in tango), 73
 CommunicationFailed, 166
 connect_db() (tango.Util method), 124
 ConnectionFailed, 165
 contains() (tango.Group method), 63
 create_device() (tango.DeviceClass method), 98
 create_device() (tango.Util method), 124

D

Database (class in tango), 130

- DataReadyEventData (class in tango), 77
- DbDatum (class in tango), 152
- DbDevExportInfo (class in tango), 153
- DbDevImportInfo (class in tango), 153
- DbDevInfo (class in tango), 153
- DbHistory (class in tango), 153
- DbServerInfo (class in tango), 154
- debug_stream() (tango.LatestDeviceImpl method), 88
- DebugIt (class in tango), 102
- decode_gray16() (tango.EncodedAttribute method), 154
- decode_gray8() (tango.EncodedAttribute method), 155
- decode_rgb32() (tango.EncodedAttribute method), 155
- delete_attribute_alias() (tango.Database method), 132
- delete_class_attribute_property() (tango.Database method), 132
- delete_class_property() (tango.Database method), 132
- delete_device() (tango.Database method), 133
- delete_device() (tango.DeviceClass method), 99
- delete_device() (tango.LatestDeviceImpl method), 88
- delete_device() (tango.Util method), 124
- delete_device_alias() (tango.Database method), 133
- delete_device_attribute_property() (tango.Database method), 133
- delete_device_property() (tango.Database method), 133
- delete_property() (tango.AttributeProxy method), 49
- delete_property() (tango.Database method), 134
- delete_property() (tango.DeviceProxy method), 28
- delete_server() (tango.Database method), 134
- delete_server_info() (tango.Database method), 134
- description() (tango.DeviceProxy method), 28
- dev_state() (tango.LatestDeviceImpl method), 88
- dev_status() (tango.LatestDeviceImpl method), 88
- DevCommandInfo (class in tango), 73
- DevError (class in tango), 165
- DevFailed, 165
- device_destroyer() (tango.DeviceClass method), 99
- device_factory() (tango.DeviceClass method), 99
- device_name_factory() (tango.DeviceClass method), 99
- DeviceAttribute (class in tango), 74
- DeviceAttributeConfig (class in tango), 72
- DeviceAttributeHistory (class in tango), 78
- DeviceClass (class in tango), 98
- DeviceData (class in tango), 75
- DeviceDataHistory (class in tango), 78
- DeviceInfo (class in tango), 73
- DeviceProxy (class in tango), 25
- DeviceProxy() (in module tango.futures), 68
- DeviceProxy() (in module tango.gevent), 69
- DeviceUnlocked, 167
- DevSource (class in tango), 81
- DevState (class in tango), 81
- disable() (tango.Group method), 63
- DispLevel (class in tango), 81
- dyn_attr() (tango.DeviceClass method), 99
- ## E
- enable() (tango.Group method), 63
- encode_gray16() (tango.EncodedAttribute method), 156
- encode_gray8() (tango.EncodedAttribute method), 156
- encode_jpeg_gray8() (tango.EncodedAttribute method), 157
- encode_jpeg_rgb24() (tango.EncodedAttribute method), 158
- encode_jpeg_rgb32() (tango.EncodedAttribute method), 158
- encode_rgb24() (tango.EncodedAttribute method), 159
- EncodedAttribute (class in tango), 154
- environment variable
- PYTANGO_GREEN_MODE, 13
 - TANGO_HOST, 3, 4, 169
- error_stream() (tango.LatestDeviceImpl method), 89
- ErrorIt (class in tango), 103
- ErrSeverity (class in tango), 81
- event_queue_size() (tango.AttributeProxy method), 50
- event_queue_size() (tango.DeviceProxy method), 29
- EventCallBack (class in tango.utils), 160
- EventData (class in tango), 77
- EventSystemFailed, 167
- EventType (class in tango), 80
- Except (class in tango), 165
- export_device() (tango.Database method), 135
- export_device() (tango.DeviceClass method), 99
- export_event() (tango.Database method), 135
- export_server() (tango.Database method), 135
- extract() (tango.DeviceData method), 75
- ExtractAs (tango.DeviceAttribute attribute), 74
- ## F
- fatal_stream() (tango.LatestDeviceImpl method), 89
- FatalIt (class in tango), 104
- ## G
- get_access_except_errors() (tango.Database method), 135
- get_alias() (tango.Database method), 136
- get_alias_from_attribute() (tango.Database method), 136

- [get_alias_from_device\(\)](#) (tango.Database method), 136
[get_assoc\(\)](#) (tango.Attr method), 104
[get_assoc_ind\(\)](#) (tango.Attribute method), 108
[get_assoc_name\(\)](#) (tango.Attribute method), 108
[get_asynch_cb_sub_model\(\)](#) (tango.ApiUtil method), 69
[get_asynch_replies\(\)](#) (tango.ApiUtil method), 70
[get_attr_by_ind\(\)](#) (tango.MultiAttribute method), 117
[get_attr_by_name\(\)](#) (tango.MultiAttribute method), 117
[get_attr_ind_by_name\(\)](#) (tango.MultiAttribute method), 117
[get_attr_min_poll_period\(\)](#) (tango.LatestDeviceImpl method), 89
[get_attr_nb\(\)](#) (tango.MultiAttribute method), 118
[get_attr_poll_ring_depth\(\)](#) (tango.LatestDeviceImpl method), 89
[get_attr_serial_model\(\)](#) (tango.Attribute method), 109
[get_attribute_alias\(\)](#) (tango.Database method), 136
[get_attribute_alias_list\(\)](#) (tango.Database method), 136
[get_attribute_config\(\)](#) (tango.DeviceProxy method), 29
[get_attribute_config_ex\(\)](#) (tango.DeviceProxy method), 29
[get_attribute_from_alias\(\)](#) (tango.Database method), 137
[get_attribute_list\(\)](#) (tango.DeviceProxy method), 30
[get_attribute_list\(\)](#) (tango.MultiAttribute method), 118
[get_attribute_name\(\)](#) (tango.DbHistory method), 153
[get_attribute_poll_period\(\)](#) (tango.DeviceProxy method), 30
[get_attribute_poll_period\(\)](#) (tango.LatestDeviceImpl method), 89
[get_cl_name\(\)](#) (tango.Attr method), 104
[get_class_attribute_list\(\)](#) (tango.Database method), 137
[get_class_attribute_property\(\)](#) (tango.Database method), 137
[get_class_attribute_property_history\(\)](#) (tango.Database method), 138
[get_class_for_device\(\)](#) (tango.Database method), 138
[get_class_inheritance_for_device\(\)](#) (tango.Database method), 138
[get_class_list\(\)](#) (tango.Database method), 138
[get_class_list\(\)](#) (tango.Util method), 125
[get_class_properties\(\)](#) (tango.Attr method), 104
[get_class_property\(\)](#) (tango.Database method), 138
[get_class_property_history\(\)](#) (tango.Database method), 139
[get_class_property_list\(\)](#) (tango.Database method), 139
[get_cmd_by_name\(\)](#) (tango.DeviceClass method), 99
[get_cmd_min_poll_period\(\)](#) (tango.LatestDeviceImpl method), 89
[get_cmd_poll_ring_depth\(\)](#) (tango.LatestDeviceImpl method), 90
[get_command_config\(\)](#) (tango.DeviceProxy method), 30
[get_command_list\(\)](#) (tango.DeviceClass method), 100
[get_command_list\(\)](#) (tango.DeviceProxy method), 31
[get_command_poll_period\(\)](#) (tango.DeviceProxy method), 31
[get_command_poll_period\(\)](#) (tango.LatestDeviceImpl method), 90
[get_config\(\)](#) (tango.AttributeProxy method), 50
[get_cvs_location\(\)](#) (tango.DeviceClass method), 100
[get_cvs_tag\(\)](#) (tango.DeviceClass method), 100
[get_data\(\)](#) (tango.GroupAttrReply method), 67
[get_data\(\)](#) (tango.GroupCmdReply method), 67
[get_data_format\(\)](#) (tango.Attribute method), 109
[get_data_raw\(\)](#) (tango.GroupCmdReply method), 68
[get_data_size\(\)](#) (tango.Attribute method), 109
[get_data_type\(\)](#) (tango.Attribute method), 109
[get_database\(\)](#) (tango.Util method), 125
[get_date\(\)](#) (tango.Attribute method), 109
[get_date\(\)](#) (tango.DbHistory method), 153
[get_date\(\)](#) (tango.DeviceAttribute method), 74
[get_dev_idl_version\(\)](#) (tango.LatestDeviceImpl method), 90
[get_device_alias\(\)](#) (tango.Database method), 139
[get_device_alias_list\(\)](#) (tango.Database method), 140
[get_device_attr\(\)](#) (tango.LatestDeviceImpl method), 90
[get_device_attribute_property\(\)](#) (tango.Database method), 140
[get_device_attribute_property_history\(\)](#) (tango.Database method), 140
[get_device_by_name\(\)](#) (tango.Util method), 125
[get_device_class_list\(\)](#) (tango.Database method), 141
[get_device_db\(\)](#) (tango.DeviceProxy method), 31
[get_device_domain\(\)](#) (tango.Database method), 141
[get_device_exported\(\)](#) (tango.Database method), 141

- get_device_exported_for_class() (tango.Database method), 141
 get_device_family() (tango.Database method), 141
 get_device_from_alias() (tango.Database method), 141
 get_device_info() (tango.Database method), 142
 get_device_list() (tango.DeviceClass method), 100
 get_device_list() (tango.Group method), 63
 get_device_list() (tango.Util method), 125
 get_device_list_by_class() (tango.Util method), 125
 get_device_member() (tango.Database method), 142
 get_device_name() (tango.Database method), 142
 get_device_properties() (tango.LatestDeviceImpl method), 90
 get_device_property() (tango.Database method), 142
 get_device_property_history() (tango.Database method), 143
 get_device_property_list() (tango.Database method), 143
 get_device_proxy() (tango.AttributeProxy method), 51
 get_device_service_list() (tango.Database method), 143
 get_disp_level() (tango.Attr method), 104
 get_doc_url() (tango.DeviceClass method), 100
 get_ds_exec_name() (tango.Util method), 126
 get_ds_inst_name() (tango.Util method), 126
 get_ds_name() (tango.Util method), 126
 get_dserver_device() (tango.Util method), 126
 get_err_stack() (tango.DeviceAttribute method), 74
 get_events() (tango.AttributeProxy method), 51
 get_events() (tango.DeviceProxy method), 31
 get_events() (tango.utils.EventCallBack method), 160
 get_exported_flag() (tango.LatestDeviceImpl method), 90
 get_file_name() (tango.Database method), 144
 get_format() (tango.Attr method), 104
 get_fully_qualified_name() (tango.Group method), 64
 get_green_mode() (in module tango), 68
 get_green_mode() (tango.DeviceProxy method), 32
 get_home() (in module tango.utils), 163
 get_host_list() (tango.Database method), 144
 get_host_name() (tango.Util method), 126
 get_host_server_list() (tango.Database method), 144
 get_info() (tango.Database method), 144
 get_instance_name_list() (tango.Database method), 144
 get_label() (tango.Attribute method), 109
 get_last_event_date() (tango.AttributeProxy method), 51
 get_last_event_date() (tango.DeviceProxy method), 32
 get_locker() (tango.DeviceProxy method), 32
 get_logger() (tango.LatestDeviceImpl method), 91
 get_logging_level() (tango.DeviceProxy method), 32
 get_logging_target() (tango.DeviceProxy method), 32
 get_max_dim_x() (tango.Attribute method), 109
 get_max_dim_y() (tango.Attribute method), 109
 get_max_value() (tango.WAttribute method), 115
 get_memorized() (tango.Attr method), 105
 get_memorized_init() (tango.Attr method), 105
 get_min_poll_period() (tango.LatestDeviceImpl method), 91
 get_min_value() (tango.WAttribute method), 116
 get_name() (tango.Attr method), 105
 get_name() (tango.Attribute method), 110
 get_name() (tango.DbHistory method), 153
 get_name() (tango.DeviceClass method), 100
 get_name() (tango.Group method), 64
 get_name() (tango.LatestDeviceImpl method), 91
 get_non_auto_polled_attr() (tango.LatestDeviceImpl method), 91
 get_non_auto_polled_cmd() (tango.LatestDeviceImpl method), 91
 get_object_list() (tango.Database method), 145
 get_object_property_list() (tango.Database method), 145
 get_pid() (tango.Util method), 126
 get_pid_str() (tango.Util method), 126
 get_pipe_config() (tango.DeviceProxy method), 33
 get_poll_old_factor() (tango.LatestDeviceImpl method), 91
 get_poll_period() (tango.AttributeProxy method), 52
 get_poll_ring_depth() (tango.LatestDeviceImpl method), 91
 get_polled_attr() (tango.LatestDeviceImpl method), 92
 get_polled_cmd() (tango.LatestDeviceImpl method), 92
 get_polling_period() (tango.Attr method), 105
 get_polling_period() (tango.Attribute method), 110
 get_polling_threads_pool_size() (tango.Util method), 127
 get_prev_state() (tango.LatestDeviceImpl method), 92
 get_properties() (tango.Attribute method), 110
 get_property() (tango.AttributeProxy method), 52
 get_property() (tango.Database method), 145
 get_property() (tango.DeviceProxy method), 33
 get_property_forced() (tango.Database method), 146
 get_property_history() (tango.Database method),

- 146
 get_property_list() (tango.DeviceProxy method), 34
 get_quality() (tango.Attribute method), 110
 get_serial_model() (tango.Util method), 127
 get_server_class_list() (tango.Database method), 146
 get_server_info() (tango.Database method), 147
 get_server_list() (tango.Database method), 147
 get_server_name_list() (tango.Database method), 147
 get_server_version() (tango.Util method), 127
 get_services() (tango.Database method), 147
 get_size() (tango.Group method), 64
 get_state() (tango.LatestDeviceImpl method), 92
 get_status() (tango.LatestDeviceImpl method), 92
 get_sub_dev_diag() (tango.Util method), 127
 get_tango_lib_release() (tango.Util method), 127
 get_tango_lib_version() (tango.DeviceProxy method), 34
 get_trace_level() (tango.Util method), 127
 get_transparency_reconnection() (tango.AttributeProxy method), 53
 get_type() (tango.Attr method), 105
 get_type() (tango.DeviceClass method), 100
 get_type() (tango.DeviceData method), 75
 get_user_default_properties() (tango.Attr method), 105
 get_value() (tango.DbHistory method), 154
 get_version_str() (tango.Util method), 127
 get_w_attr_by_ind() (tango.MultiAttribute method), 118
 get_w_attr_by_name() (tango.MultiAttribute method), 118
 get_writable() (tango.Attr method), 105
 get_writable() (tango.Attribute method), 110
 get_write_value() (tango.WAttribute method), 116
 get_write_value_length() (tango.WAttribute method), 116
 get_x() (tango.Attribute method), 110
 get_y() (tango.Attribute method), 111
 GreenMode (class in tango), 81
 Group (class in tango), 61
 GroupAttrReply (class in tango), 67
 GroupCmdReply (class in tango), 67
 GroupReply (class in tango), 67
- ## H
- history() (tango.AttributeProxy method), 53
- ## I
- import_device() (tango.Database method), 147
 import_info() (tango.DeviceProxy method), 34
 info() (tango.DeviceProxy method), 34
 info_stream() (tango.LatestDeviceImpl method), 92
 InfoIt (class in tango), 102
 init_device() (tango.LatestDeviceImpl method), 92
 insert() (tango.DeviceData method), 75
 is_archive_event() (tango.Attr method), 105
 is_archive_event() (tango.Attribute method), 111
 is_array_type() (in module tango.utils), 161
 is_assoc() (tango.Attr method), 106
 is_attribute_polled() (tango.DeviceProxy method), 35
 is_bin_type() (in module tango.utils), 162
 is_bool() (in module tango.utils), 161
 is_bool_type() (in module tango.utils), 162
 is_change_event() (tango.Attr method), 106
 is_change_event() (tango.Attribute method), 111
 is_check_archive_criteria() (tango.Attr method), 106
 is_check_archive_criteria() (tango.Attribute method), 111
 is_check_change_criteria() (tango.Attr method), 106
 is_check_change_criteria() (tango.Attribute method), 111
 is_command_polled() (tango.DeviceProxy method), 35
 is_control_access_checked() (tango.Database method), 148
 is_data_ready_event() (tango.Attr method), 106
 is_data_ready_event() (tango.Attribute method), 111
 is_deleted() (tango.DbHistory method), 154
 is_device_locked() (tango.LatestDeviceImpl method), 92
 is_device_restarting() (tango.Util method), 127
 is_empty() (tango.DbDatum method), 152
 is_empty() (tango.DeviceData method), 75
 is_enabled() (tango.Group method), 64
 is_event_queue_empty() (tango.AttributeProxy method), 53
 is_event_queue_empty() (tango.DeviceProxy method), 35
 is_float_type() (in module tango.utils), 162
 is_int_type() (in module tango.utils), 161
 is_integer() (in module tango.utils), 160
 is_locked() (tango.DeviceProxy method), 35
 is_locked_by_me() (tango.DeviceProxy method), 35
 is_max_alarm() (tango.Attribute method), 111
 is_max_value() (tango.WAttribute method), 116
 is_max_warning() (tango.Attribute method), 112
 is_min_alarm() (tango.Attribute method), 112
 is_min_value() (tango.WAttribute method), 116
 is_min_warning() (tango.Attribute method), 112
 is_multi_tango_host() (tango.Database method), 148
 is_non_str_seq() (in module tango.utils), 160
 is_number() (in module tango.utils), 161
 is_numerical_type() (in module tango.utils), 161
 is_polled() (tango.Attribute method), 112
 is_polled() (tango.AttributeProxy method), 53
 is_polled() (tango.LatestDeviceImpl method), 93

is_pure_str() (in module tango.utils), 160
is_rds_alarm() (tango.Attribute method), 112
is_scalar_type() (in module tango.utils), 161
is_seq() (in module tango.utils), 160
is_str_type() (in module tango.utils), 162
is_svr_shutting_down() (tango.Util method), 128
is_svr_starting() (tango.Util method), 128
is_there_subscriber() (tango.LatestDeviceImpl method), 93
is_write_associated() (tango.Attribute method), 112
isoformat() (tango.TimeVal method), 82

K

KeepAliveCmdCode (class in tango), 80

L

LatestDeviceImpl (class in tango), 87
lock() (tango.DeviceProxy method), 36
LockCmdCode (class in tango), 79
LockerInfo (class in tango), 73
LockerLanguage (class in tango), 78
locking_status() (tango.DeviceProxy method), 36
LogIt (class in tango), 102
LogLevel (class in tango), 79
LogTarget (class in tango), 79

M

MessBoxType (class in tango), 78
MultiAttribute (class in tango), 117

N

name() (tango.AttributeProxy method), 54
name() (tango.DeviceProxy method), 36
name_equals() (tango.Group method), 64
name_matches() (tango.Group method), 64
NamedDevFailedList, 168
NonDbDevice, 166
NonSupportedFeature, 167
NotAllowed, 168

O

obj_2_str() (in module tango.utils), 162

P

pending_async_call() (tango.ApiUtil method), 70
pending_async_call() (tango.DeviceProxy method), 37
PeriodicEventInfo (class in tango), 77
ping() (tango.AttributeProxy method), 54
ping() (tango.DeviceProxy method), 37
ping() (tango.Group method), 64
PipeWriteType (class in tango), 80
poll() (tango.AttributeProxy method), 54
poll_attribute() (tango.DeviceProxy method), 37
poll_command() (tango.DeviceProxy method), 37
PollCmdCode (class in tango), 79

PollDevice (class in tango), 73
polling_status() (tango.DeviceProxy method), 37
PollObjType (class in tango), 79
push_archive_event() (tango.LatestDeviceImpl method), 93
push_att_conf_event() (tango.LatestDeviceImpl method), 94
push_change_event() (tango.LatestDeviceImpl method), 94
push_data_ready_event() (tango.LatestDeviceImpl method), 94
push_event() (tango.LatestDeviceImpl method), 95
push_event() (tango.utils.EventCallBack method), 160
put_attribute_alias() (tango.Database method), 148
put_class_attribute_property() (tango.Database method), 148
put_class_property() (tango.Database method), 149
put_device_alias() (tango.Database method), 149
put_device_attribute_property() (tango.Database method), 149
put_device_property() (tango.Database method), 149
put_property() (tango.AttributeProxy method), 54
put_property() (tango.Database method), 150
put_property() (tango.DeviceProxy method), 37
put_server_info() (tango.Database method), 150
PYTANGO_GREEN_MODE, 13
Python Enhancement Proposals
PEP 249, 202, 204

R

read() (tango.AttributeProxy method), 55
read_alarm() (tango.MultiAttribute method), 118
read_async() (tango.AttributeProxy method), 55
read_attr_hardware() (tango.LatestDeviceImpl method), 95
read_attribute() (tango.DeviceProxy method), 38
read_attribute() (tango.Group method), 64
read_attribute_async() (tango.DeviceProxy method), 39
read_attribute_async() (tango.Group method), 65
read_attribute_reply() (tango.DeviceProxy method), 39
read_attribute_reply() (tango.Group method), 65
read_attributes() (tango.DeviceProxy method), 39
read_attributes() (tango.Group method), 65
read_attributes_async() (tango.DeviceProxy method), 39
read_attributes_async() (tango.Group method), 65
read_attributes_reply() (tango.DeviceProxy method), 40
read_attributes_reply() (tango.Group method), 65

- read_pipe() (tango.DeviceProxy method), 41
 read_reply() (tango.AttributeProxy method), 56
 register_service() (tango.Database method), 150
 register_signal() (tango.DeviceClass method), 101
 register_signal() (tango.LatestDeviceImpl method), 95
 Release (class in tango), 81
 remove_all() (tango.Group method), 66
 remove_attribute() (tango.LatestDeviceImpl method), 96
 remove_configuration() (tango.Attribute method), 112
 remove_logging_target() (tango.DeviceProxy method), 41
 rename_server() (tango.Database method), 151
 requires_pytango() (in module tango.utils), 163
 requires_tango() (in module tango.utils), 163
 reread_filedatabase() (tango.Database method), 151
 reset_filedatabase() (tango.Util method), 128
- ## S
- scalar_to_array_type() (in module tango.utils), 163
 seqStr_2_obj() (in module tango.utils), 162
 SerialModel (class in tango), 79
 server_init() (tango.Util method), 128
 server_run() (tango.Util method), 128
 server_set_event_loop() (tango.Util method), 128
 set_abs_change() (tango.UserDefaultAttrProp method), 119
 set_access_checked() (tango.Database method), 151
 set_archive_abs_change() (tango.UserDefaultAttrProp method), 119
 set_archive_event() (tango.Attr method), 106
 set_archive_event() (tango.Attribute method), 113
 set_archive_event() (tango.LatestDeviceImpl method), 96
 set_archive_event_abs_change() (tango.UserDefaultAttrProp method), 119
 set_archive_event_period() (tango.UserDefaultAttrProp method), 119
 set_archive_event_rel_change() (tango.UserDefaultAttrProp method), 119
 set_archive_period() (tango.UserDefaultAttrProp method), 120
 set_archive_rel_change() (tango.UserDefaultAttrProp method), 120
 set_assoc_ind() (tango.Attribute method), 113
 set_asynch_cb_sub_model() (tango.ApiUtil method), 70
 set_attr_serial_model() (tango.Attribute method), 113
 set_attribute_config() (tango.DeviceProxy method), 41
 set_change_event() (tango.Attr method), 107
 set_change_event() (tango.Attribute method), 113
 set_change_event() (tango.LatestDeviceImpl method), 96
 set_cl_name() (tango.Attr method), 107
 set_class_properties() (tango.Attr method), 107
 set_config() (tango.AttributeProxy method), 56
 set_data_ready_event() (tango.Attr method), 107
 set_data_ready_event() (tango.Attribute method), 113
 set_date() (tango.Attribute method), 114
 set_default_properties() (tango.Attr method), 107
 set_delta_t() (tango.UserDefaultAttrProp method), 120
 set_delta_val() (tango.UserDefaultAttrProp method), 120
 set_description() (tango.UserDefaultAttrProp method), 120
 set_disp_level() (tango.Attr method), 107
 set_display_unit() (tango.UserDefaultAttrProp method), 120
 set_enum_labels() (tango.UserDefaultAttrProp method), 121
 set_event_abs_change() (tango.UserDefaultAttrProp method), 121
 set_event_period() (tango.UserDefaultAttrProp method), 121
 set_event_rel_change() (tango.UserDefaultAttrProp method), 121
 set_format() (tango.UserDefaultAttrProp method), 121
 set_green_mode() (in module tango), 68
 set_green_mode() (tango.DeviceProxy method), 42
 set_label() (tango.UserDefaultAttrProp method), 121
 set_logging_level() (tango.DeviceProxy method), 42
 set_max_alarm() (tango.UserDefaultAttrProp method), 122
 set_max_value() (tango.UserDefaultAttrProp method), 122
 set_max_value() (tango.WAttribute method), 116
 set_max_warning() (tango.UserDefaultAttrProp method), 122
 set_memorized() (tango.Attr method), 108
 set_memorized_init() (tango.Attr method), 108
 set_min_alarm() (tango.UserDefaultAttrProp method), 122
 set_min_value() (tango.UserDefaultAttrProp method), 122
 set_min_value() (tango.WAttribute method), 116
 set_min_warning() (tango.UserDefaultAttrProp method), 122

set_period() (tango.UserDefaultAttrProp method), 122
 set_pipe_config() (tango.DeviceProxy method), 43
 set_polling_period() (tango.Attr method), 108
 set_polling_threads_pool_size() (tango.Util method), 129
 set_properties() (tango.Attribute method), 114
 set_quality() (tango.Attribute method), 114
 set_rel_change() (tango.UserDefaultAttrProp method), 123
 set_serial_model() (tango.Util method), 129
 set_server_version() (tango.Util method), 129
 set_standard_unit() (tango.UserDefaultAttrProp method), 123
 set_state() (tango.LatestDeviceImpl method), 96
 set_status() (tango.LatestDeviceImpl method), 97
 set_timeout_millis() (tango.Group method), 66
 set_trace_level() (tango.Util method), 129
 set_transparency_reconnection() (tango.AttributeProxy method), 57
 set_type() (tango.DeviceClass method), 101
 set_unit() (tango.UserDefaultAttrProp method), 123
 set_value() (tango.Attribute method), 114
 set_value_date_quality() (tango.Attribute method), 115
 set_w_dim_x() (tango.DeviceAttribute method), 74
 set_w_dim_y() (tango.DeviceAttribute method), 74
 signal_handler() (tango.DeviceClass method), 101
 signal_handler() (tango.LatestDeviceImpl method), 97
 size() (tango.DbDatum method), 153
 state() (tango.AttributeProxy method), 57
 state() (tango.DeviceProxy method), 43
 status() (tango.AttributeProxy method), 57
 status() (tango.DeviceProxy method), 43
 stop_poll() (tango.AttributeProxy method), 57
 stop_poll_attribute() (tango.DeviceProxy method), 43
 stop_poll_command() (tango.DeviceProxy method), 44
 stop_polling() (tango.LatestDeviceImpl method), 97
 strftime() (tango.TimeVal method), 82
 subscribe_event() (tango.AttributeProxy method), 57
 subscribe_event() (tango.DeviceProxy method), 44

T

tango (module), 19
 TANGO_HOST, 3, 4, 169
 TimeVal (class in tango), 82
 todatetime() (tango.TimeVal method), 82
 totime() (tango.TimeVal method), 82
 trigger_attr_polling() (tango.Util method), 130
 trigger_cmd_polling() (tango.Util method), 130

U

unexport_device() (tango.Database method), 151
 unexport_event() (tango.Database method), 151
 unexport_server() (tango.Database method), 152
 unlock() (tango.DeviceProxy method), 45
 unregister_server() (tango.Util method), 130
 unregister_service() (tango.Database method), 152
 unregister_signal() (tango.DeviceClass method), 101
 unregister_signal() (tango.LatestDeviceImpl method), 97
 unsubscribe_event() (tango.AttributeProxy method), 59
 unsubscribe_event() (tango.DeviceProxy method), 45
 UserDefaultAttrProp (class in tango), 119
 Util (class in tango), 123

W

warn_stream() (tango.LatestDeviceImpl method), 97
 WarnIt (class in tango), 103
 WAttribute (class in tango), 115
 write() (tango.AttributeProxy method), 59
 write_async() (tango.AttributeProxy method), 60
 write_attr_hardware() (tango.LatestDeviceImpl method), 97
 write_attribute() (tango.DeviceProxy method), 45
 write_attribute() (tango.Group method), 66
 write_attribute_async() (tango.DeviceProxy method), 46
 write_attribute_async() (tango.Group method), 66
 write_attribute_reply() (tango.DeviceProxy method), 46
 write_attribute_reply() (tango.Group method), 66
 write_attributes() (tango.DeviceProxy method), 46
 write_attributes_async() (tango.DeviceProxy method), 47
 write_attributes_reply() (tango.DeviceProxy method), 47
 write_filedatabase() (tango.Database method), 152
 write_pipe() (tango.DeviceProxy method), 48
 write_read() (tango.AttributeProxy method), 60
 write_read_attribute() (tango.DeviceProxy method), 48
 write_read_attributes() (tango.DeviceProxy method), 48
 write_reply() (tango.AttributeProxy method), 60
 WrongData, 166
 WrongNameSyntax, 166